

# cra'ster

2024 COLLECTION



# Intelligent Design Exceptional Experiences

Craster’s mission is to create beautiful, intelligently-designed products that surprise and delight, enabling hotels, restaurants and event spaces to deliver exceptional customer experiences in the current dynamic hospitality environment.

*“Quality of experience has always been the currency of hospitality. At Craster, we want every moment a guest has in the company of our material to be full of pleasure and authenticity.*

*As I reflect on Craster’s three decades of innovation, I am often humbled by voices of hospitality leaders who remark on the trays they still use and their favourite Craster pieces from bygone collections. In an increasingly ecologically-minded world, I find solace in knowing that we have a long lifespan, both in the industry’s hearts and in their kitchens.*

*I want to thank our clients and partners, longstanding and new, for their collaboration. Our shared purpose is to create beautiful, intelligent, systems-led solutions that enable the world’s best hospitality brands to deliver exceptional and authentic guest experiences. It has been my great pleasure to work alongside our hospitality customers and our exceptional design team to create the Craster 2024 collection.”*

— Alex Craster

## Design Studio

- 2 2025 - 2026 Catalogue Coming Soon
- 8 Space Curation
- 9 Product Design

## Food & Beverage

BUFFET	TABLE TOP	IN-ROOM DINING
12 Flow	108 Boards	120 Trays
Furniture	114 Pots	123 Folding Tray Table
48 Fare	116 Shaker	124 Wave Tray
58 Stak		125 Trolleys
64 Tilt		
84 Porcelain		
86 Alto		
92 Rustic		
96 Patisserie		
104 Olive Wood		

## Conference & Events

TABLES
128 Line
144 Link
152 Rise

## Bedroom

- 162 Tea Service
- 164 Amenities Presentation
- 166 Luggage Racks
- 167 Shaker Bins and Storage

Key

- Denotes 'Gold' product: we aim to hold stock on all Gold products in our warehouses to cover regular orders of these popular products

Please note all of our products are NOT dishwasher safe unless specified otherwise



# 2025 - 2026 Catalogue Coming Soon

The wait is nearly over. Our new catalogue will feature our most recent product releases and our upcoming launches for Spring / Summer 2025. In the meantime, here's a quick reminder of our most recent launches. Contact your Craster sales representative to find out more



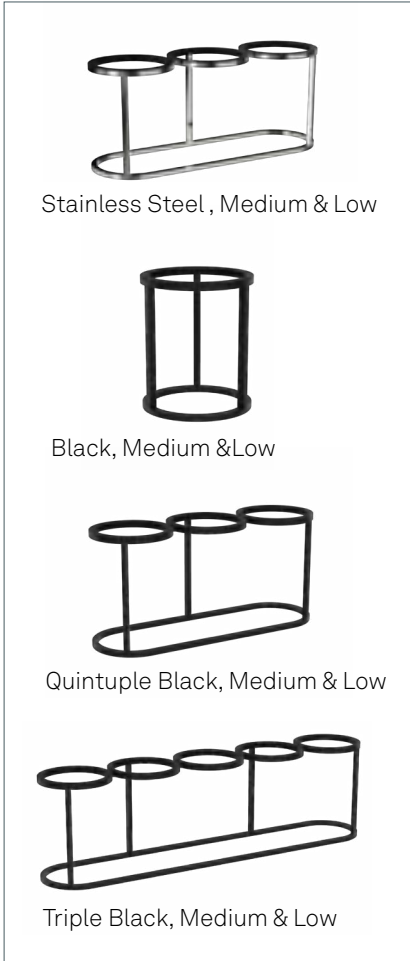
Stak Shelving & Beverage Rack

- Oak
- Walnut
- Black Lacquered



Tilt Coupes

- Fine Bone China



Tilt Mini Frames & Plinths



- Oak
- Walnut
- White Marble
- Black Marble
- Black Glass
- Green Marble



Tilt Copper Bowls



Tilt Utensils

- Oak
- Walnut



Tilt Mini Beverage Dispensers

- Clear Glass
- White Cased Glass

# 2025 - 2026 Catalogue Coming Soon



Explore



White & Stainless Steel

Tilt Yoghurt Dispenser



Explore



Soda Lime Glass

Tilt Large & Extra Tall Large Glass Cloches



Explore



Black Marble HPL

Stak Table (Made to Order)



## Craster Design Studio

Craster Design Studio is a team of experienced industrial and interior designers and developers. We focus on product creation and space curation for the hospitality industry.

The studio is borne out of collaborations with hospitality professionals, operators and interior architects with the intent to create innovative and intelligent solutions. We derive our inspiration from the collaboration itself, the quality of materials, best practice design methodologies and achieving functional excellence.



Discover More

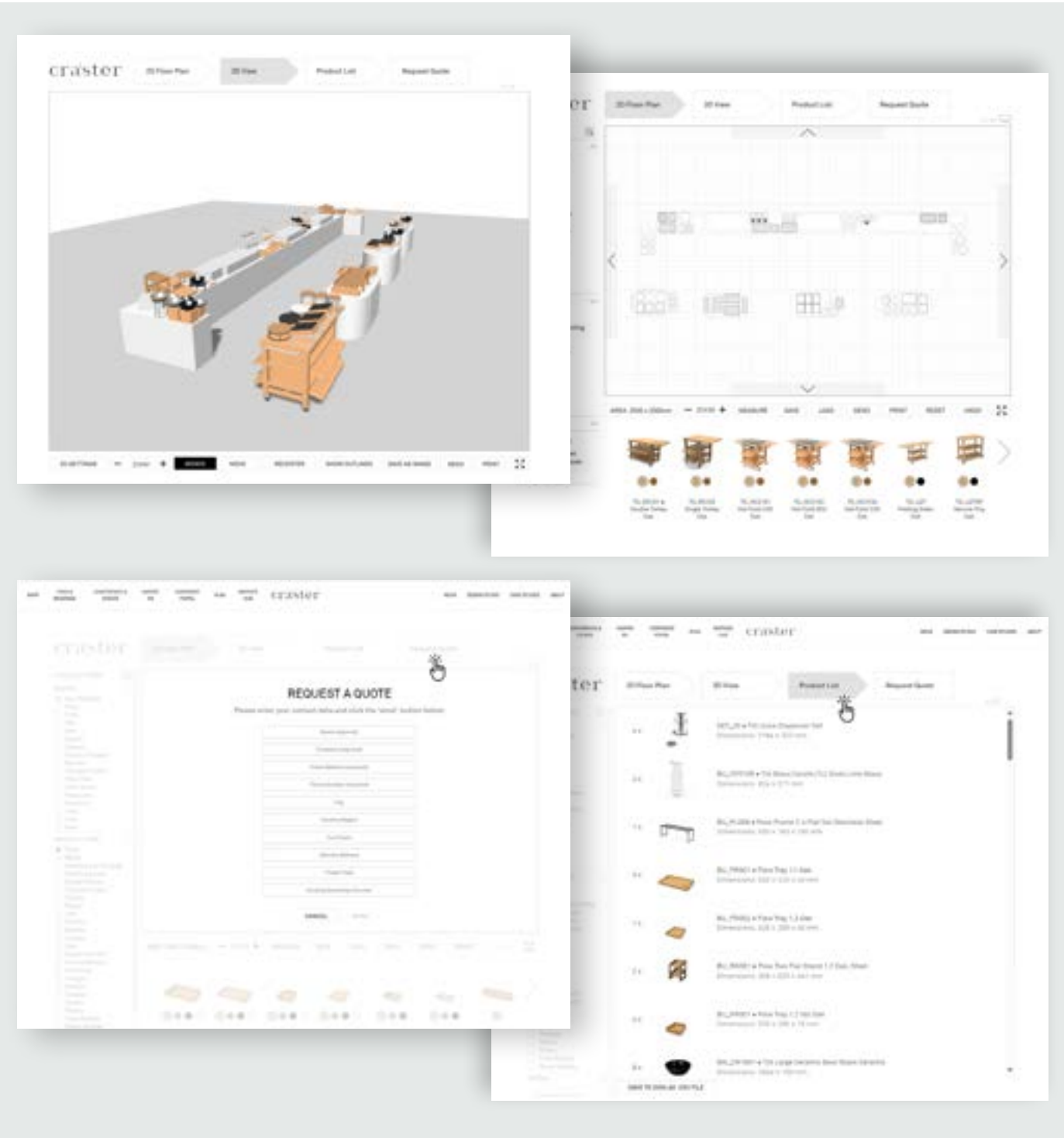


# PLAN Space Curation

## PLAN VISUAL MERCHANDISER AND SPACE PLANNING SERVICE

The Craster PLAN Service offers the ability to curate Craster product in real time, with 2D and 3D interior layout tools to help you choreograph guest circulation and public spaces. Craster PLAN Service is available through our talented team and offers easy set up and reconfiguration for F&B buffet displays. Conference and event space curation with furniture setup is also available.

Contact your Craster representative to discuss your project with PLAN.



# Product Design

## COMBINING CLIENT COLLABORATION & BESPOKE MANUFACTURING

In the fast-evolving landscape of premium hospitality, the best brands compete to deliver truly unique guest experiences. We help our clients to navigate a dynamic hospitality market and differentiate themselves by creating products that deliver experiential moments that stand out. Contact your Craster representative to discover more about bespoke product creation.





# Food & Beverage

BUFFET





## Flow

Flow is a versatile, modular display system crafted around a gastronorm footprint, offering solutions for ambient, hot and cold cuisine presentation.

Flow consists of stackable trays, trolleys, stands, protective lids and liners and heating/cooling units available in white-washed or black lacquered ash, natural oak or natural walnut. Plinth tops are available in minimalist clear or smoked grey glass and luxurious white, green or grey marble. Frames come in stainless or black powdercoated steel.

The Flow Range's interchangeable and stackable components offer versatility to tailor your display and allow for efficient replenishment between front and back-of-house, with new innovations regularly being added. Each stackable tray is ideal as part of a large cuisine presentation or can be selected for hygienic, discrete single-serve, offering unprecedented sustainability across dining options.

Watch the Video



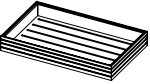





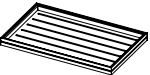










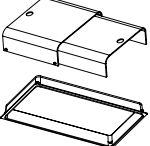










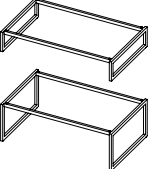
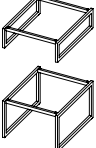
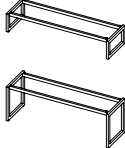


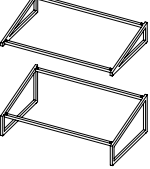
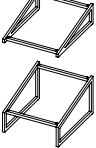


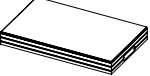



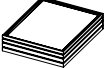




# How to create your buffet with Flow

The Flow Range is crafted around a gastronorm footprint, enabling you to create a custom display.

To build a display, simply select a gastronorm size, a frame (flat or angled) and a top (deep or shallow trays or flat plinths).

Heating and cooling units, label holders, sliding lids and lid liners allow for ambient, hot and cold services. Our Flow Range comes in four different colours including white-washed, black lacquered, natural oak or natural walnut.

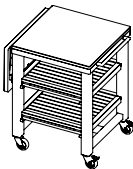
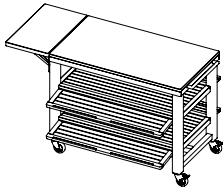
Gastronorm sizes						Material	
	1.1	1.2	1.4	2.4	3.9		
	530 × 325 mm 20.8 × 12.7 in	325 × 265 mm 12.7 × 10.4 in	265 × 162 mm 10.4 × 6.3 in	530 × 162 mm 20.8 × 6.3 in	530 × 108 mm 20.8 × 4.2 in		
Tall Tray							 White-Washed Black Lacquered
Tray							 White-Washed Black Lacquered
Bread Boxes							
Lids							
Plinth							 White Marble Grey Marble Clear Glass Black Glass Green Marble
Flat Frame							
Angled Frame							
Heating Unit							 Black Lacquered
Cooling Systems							 White-Washed Black Lacquered

## Sizes

### Double

### Compatible with 1.1

Trolley / Hot and Cold Trolley




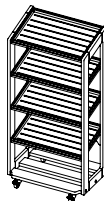
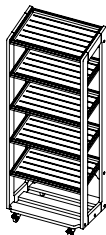
Oak

Walnut

### Compatible with 1.1

### Compatible with 1.2

Stand

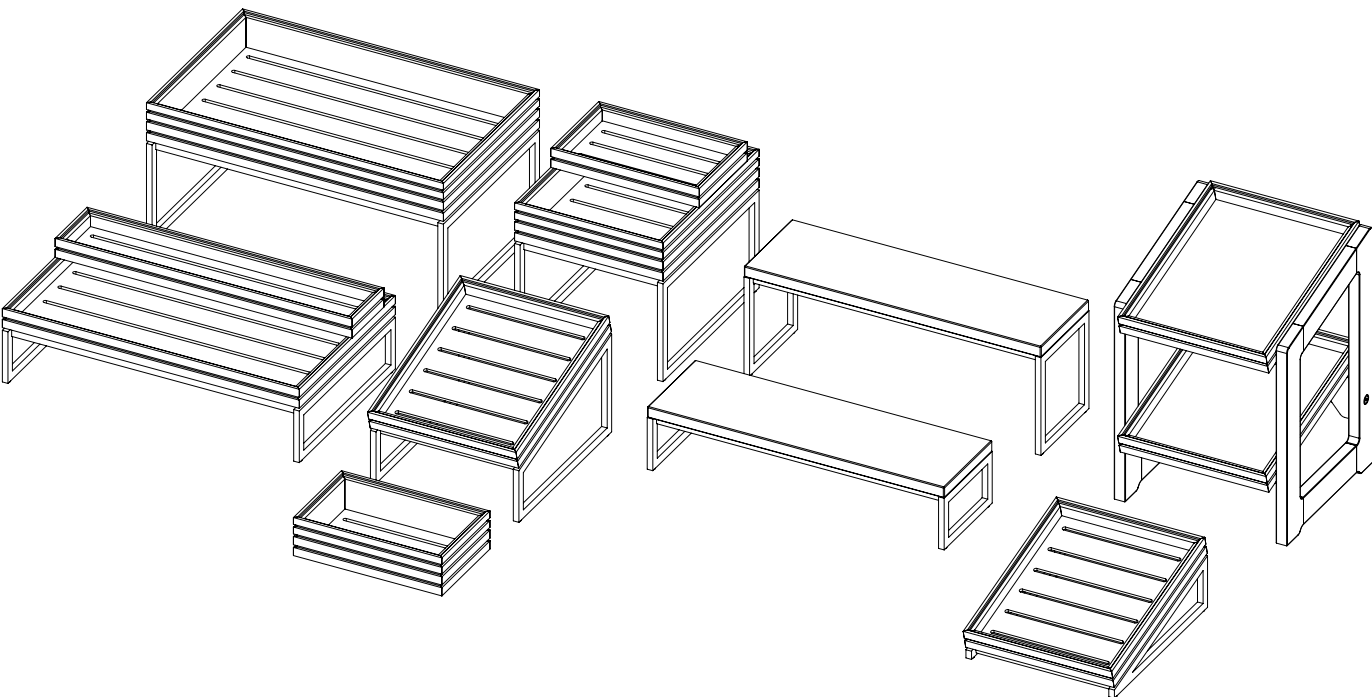


Oak

Walnut

White-Washed

Black Lacquered





• Denotes 'Gold' product

## Flow Oak Trays

A classic material used worldwide, Craster is renowned for providing expertly-crafted, beautiful Flow trays using fine European oak. Designed for quick changeover, each Flow gastronorm tray can be easily transferred from back of house and incorporated into Flow stands and trolleys as part of a display, or used alone for single-serve.



Flow Tall Oak 1.1 Tray

BU\_FR006 •  
**Mat** Oak, Oiled  
**Dim** 530 × 325 × 75 mm  
20.8 × 12.7 × 2.9 in  
**MOQ** 1  
**Note** Compatible with all 1.1 products



Flow Oak 1.1 Tray

BU\_FR001 •  
**Mat** Oak, Oiled  
**Dim** 530 × 325 × 40 mm  
20.8 × 12.7 × 1.5 in  
**MOQ** 1  
**Note** Compatible with all 1.1 products



Flow Tall Oak 1.2 Tray

BU\_FR007 •  
**Mat** Oak, Oiled  
**Dim** 325 × 265 × 75 mm  
12.7 × 10.4 × 2.9 in  
**MOQ** 1  
**Note** Compatible with all 1.2 products



Flow Oak 1.2 Tray

BU\_FR002 •  
**Mat** Oak, Oiled  
**Dim** 325 × 265 × 40 mm  
12.7 × 10.4 × 1.5 in  
**MOQ** 1  
**Note** Compatible with all 1.2 products



Flow Tall Oak 1.4 Tray

BU\_FR008 •  
**Mat** Oak, Oiled  
**Dim** 265 × 162 × 75 mm  
10.4 × 6.3 × 2.9 in  
**MOQ** 1



Flow Oak 1.4 Tray

BU\_FR003 •  
**Mat** Oak, Oiled  
**Dim** 265 × 162 × 40 mm  
10.4 × 6.3 × 1.5 in  
**MOQ** 1



Flow Tall Oak 2.4 Tray

BU\_FR022 •  
**Mat** Oak, Oiled  
**Dim** 530 × 162 × 75 mm  
20.8 × 6.3 × 2.9 in  
**MOQ** 1  
**Note** Compatible with all 2.4 products



Flow Oak 2.4 Tray

BU\_FR004 •  
**Mat** Oak, Oiled  
**Dim** 530 × 162 × 40 mm  
20.8 × 6.3 × 1.5 in  
**MOQ** 1  
**Note** Compatible with all 2.4 products



Flow Oak 3.9 Tray

BU\_FR005  
**Mat** Oak, Oiled  
**Dim** 530 × 108 × 40 mm  
20.8 × 4.2 × 1.5 in  
**MOQ** 1






• Denotes 'Gold' product

# Flow Oak Plinths & Stands

Flow plinths and stands rendered in fine oak add to the flexibility of the Flow modular system.




**Flow Oak 1.1 Crumb Catcher**

BU\_BR001 •

**Mat** Oak, Oiled

**Dim** 530 × 325 × 35 mm  
20.8 × 12.7 × 1.3 in

**MOQ** 1



**Flow Oak 1.1 Plinth**


BU\_FT0035

**Mat** Oak, Oiled

**Dim** 530 × 325 × 20 mm  
20.8 × 12.7 × 0.7 in

**MOQ** 1

**Note** Compatible with all 1.1 products



**Flow Oak 1.2 Plinth**


BU\_FT0036

**Mat** Oak, Oiled

**Dim** 265 × 325 × 20 mm  
10.4 × 12.8 × 0.7 in

**MOQ** 1

**Note** Compatible with all 1.2 products



**Flow Oak 2.4 Plinth**


BU\_FT0037

**Mat** Oak, Oiled

**Dim** 530 × 162 × 20 mm  
20.8 × 6.3 × 0.7 in

**MOQ** 1

**Note** Compatible with all 2.4 products



**Flow Five-Tier Oak Stand**


BU\_RS004

**Mat** Oak, Oiled

**Dim** 574 × 400 × 1459 mm  
22.6 × 15.7 × 57.4 in

**MOQ** 1

**Note** Includes 5 × BU\_FR001 Trays  
Assembly required



**Flow Four-Tier Oak Stand**


BU\_RS003

**Mat** Oak, Oiled

**Dim** 574 × 400 × 1197 mm  
22.6 × 15.7 × 47.1 in

**MOQ** 1

**Note** Includes 4 × BU\_FR001 Trays  
Assembly required



**Flow Oak 1.1 Two-Tier Stand**


BU\_RS002 •

**Mat** Oak, Oiled

**Dim** 574 × 323 × 441 mm  
22.6 × 12.7 × 17.4 in

**MOQ** 1

**Note** Includes 2 × BU\_FR001 Trays  
Assembly required



**Flow Oak 1.2 Two-Tier Stand**

BU\_RS001 •

**Mat** Oak, Oiled

**Dim** 309 × 323 × 441 mm  
12.1 × 9.1 × 17.4 in

**MOQ** 1

**Note** Includes 2 × BU\_FR002 Trays  
Assembly required








• Denotes 'Gold' product

# Flow Walnut Trays, Plinths & Stands

The sumptuous grain of North American walnut has been a hallmark of fine dining institutions for centuries. Designed for quick changeover, each Flow gastronorm tray and plinth can be easily transferred from back of house and incorporated into Flow stands and trolleys as part of a display or used discretely for single-serve.

			
<div><b>Flow Tall Walnut 1.1 Tray</b></div> <div>BU_FF014 • <b>Mat</b> Walnut, Lacquered <b>Dim</b> 530 × 325 × 75 mm 20.8 × 12.7 × 2.9 in <b>MOQ</b> 1 <b>Note</b> Compatible with all 1.1 products</div>	<div><b>Flow Walnut 1.1 Tray</b></div> <div>BU_FF011 • <b>Mat</b> Walnut, Lacquered <b>Dim</b> 530 × 325 × 40 mm 20.8 × 12.7 × 1.5 in <b>MOQ</b> 1 <b>Note</b> Compatible with all 1.1 products</div>	<div><b>Flow Tall Walnut 1.2 Tray</b></div> <div>BU_FF015 • <b>Mat</b> Walnut, Lacquered <b>Dim</b> 325 × 265 × 75 mm 12.7 × 10.4 × 2.9 in <b>MOQ</b> 1 <b>Note</b> Compatible with all 1.2 products</div>	<div><b>Flow Walnut 1.2 Tray</b></div> <div>BU_FF012 • <b>Mat</b> Walnut, Lacquered <b>Dim</b> 325 × 265 × 40 mm 12.7 × 10.4 × 1.5 in <b>MOQ</b> 1 <b>Note</b> Compatible with all 1.2 products</div>
			
<div><b>Flow Tall Walnut 1.4 Tray</b></div> <div>BU_FF018 <b>Mat</b> Walnut, Lacquered <b>Dim</b> 265 × 162 × 75 mm 10.4 × 6.3 × 2.9 in <b>MOQ</b> 1</div>	<div><b>Flow Walnut 1.4 Tray</b></div> <div>BU_FF013 <b>Mat</b> Walnut, Lacquered <b>Dim</b> 265 × 162 × 40 mm 10.4 × 6.3 × 1.5 in <b>MOQ</b> 1</div>	<div><b>Flow Walnut 2.4 Tray</b></div> <div>BU_FF016 <b>Mat</b> Walnut, Lacquered <b>Dim</b> 530 × 162 × 40 mm 20.8 × 6.3 × 1.5 in <b>MOQ</b> 1 <b>Note</b> Compatible with all 2.4 products</div>	<div><b>Flow Walnut 3.9 Tray</b></div> <div>BU_FF017 <b>Mat</b> Walnut, Lacquered <b>Dim</b> 530 × 108 × 40 mm 20.8 × 4.2 × 1.5 in <b>MOQ</b> 1</div>
			
<div><b>Flow Walnut 1.1 Plinth</b></div> <div>BU_FT0030 <b>Mat</b> Walnut, Oiled <b>Dim</b> 530 × 325 × 20 mm 20.8 × 12.7 × 0.7 in <b>MOQ</b> 1 <b>Note</b> Compatible with all 1.1 products</div>	<div><b>Flow Walnut 1.2 Plinth</b></div> <div>BU_FT0031 <b>Mat</b> Walnut, Oiled <b>Dim</b> 265 × 325 × 20 mm 10.4 × 12.8 × 0.7 in <b>MOQ</b> 1 <b>Note</b> Compatible with all 1.2 products</div>	<div><b>Flow Walnut 2.4 Plinth</b></div> <div>BU_FT0032 <b>Mat</b> Walnut, Oiled <b>Dim</b> 530 × 162 × 20 mm 20.8 × 6.3 × 0.7 in <b>MOQ</b> 1 <b>Note</b> Compatible with all 2.4 products</div>	
			
<div><b>Flow Walnut 1.1 Two-Tier Stand</b></div> <div>BU_RS012 • <b>Mat</b> Walnut, Lacquered <b>Dim</b> 574 × 323 × 441 mm 22.6 × 12.7 × 17.4 in <b>MOQ</b> 1 <b>Note</b> Includes 2 × BU_FF011 Trays Assembly required</div>	<div><b>Flow Walnut 1.2 Two-Tier Stand</b></div> <div>BU_RS011 <b>Mat</b> Walnut, Lacquered <b>Dim</b> 309 × 323 × 441 mm 12.1 × 9.1 × 17.4 in <b>MOQ</b> 1 <b>Note</b> Includes 2 × BU_FF012 Trays Assembly required</div>		



## Flow Bento System

Curate delightful dining experiences with the modular Stacking Bento Boxes for meal and drinks delivery without single use plastics. Stacking Bento Boxes consolidate entire cuisine presentations for covered carriage and service to Bali beds, party villas or poolside loungers. Flow trays are a sustainable solution, transferring easily from Bento arrangements to full buffet setups with frames, trolleys and stands. Individual components to the Stacking Bento Box kits can fit seamlessly into the Flow system. Bespoke Bento Box designs are also available upon request.



Flow Bento Kit 1.2 Small Meal

SET\_BBWSM  
**Mat** Walnut, Lacquered  
**Dim** 325 × 265 × 230 mm  
12.8 × 10.4 × 9 in  
**MOQ** 1  
**Note** Components: 1 × BU\_FF062, 2 × BU\_FF066, 1 × BU\_FC062



Flow Bento Kit 1.1 Meal

SET\_BBWLM  
**Mat** Walnut, Lacquered  
**Dim** 530 × 325 × 230 mm  
20.8 × 12.8 × 9 in  
**MOQ** 1  
**Note** Components: 1 × BU\_FF061, 1 × BU\_FC061, 1 × BU\_FF062, 2 × BU\_FF066



Flow 1.1 Bento Tray Lid

BU\_FC061  
**Mat** Walnut, Lacquered  
  
BU\_FC051  
**Mat** Oak, Lacquered  
**Dim** 530 × 325 × 20 mm  
20.8 × 12.8 × 0.8 in  
**MOQ** 1  
**Note** Compatible with all 1.1 trays



Flow 1.2 Bento Tray Lid

BU\_FC062  
**Mat** Walnut, Lacquered  
  
BU\_FC052  
**Mat** Oak, Lacquered  
**Dim** 325 × 265 × 20 mm  
12.8 × 10.4 × 0.8 in  
**MOQ** 1  
**Note** Compatible with all 1.2 trays



Flow 1.8 Bento Tray Lid

BU\_FC066  
**Mat** Walnut, Lacquered  
  
BU\_FC056  
**Mat** Oak, Lacquered  
**Dim** 325 × 132 × 20 mm  
12.8 × 5.2 × 0.8 in  
**MOQ** 1  
**Note** Compatible with all 1.8 trays

## Flow Bento System

Mix with lids and drop-in internal dividers to craft your Bento solution using existing Flow 1.1 and 1.2 Gastronorm trays.




Flow 1.1 Bento Tray

BU\_FF061  
**Mat** Walnut, Lacquer  
  
BU\_FF051  
**Mat** Oak, Lacquered  
**Dim** 530 × 325 × 110 mm  
20.8 × 12.8 × 4.3 in  
**Int** 504 × 299 × 90 mm  
19.8 × 11.8 × 3.5 in  
**MOQ** 1  
**Note** Compatible with all 1.1 products



Flow 1.2 Bento Tray

BU\_FF062  
**Mat** Walnut, Lacquer  
  
BU\_FF052  
**Mat** Oak, Lacquered  
**Dim** 325 × 265 × 110 mm  
12.8 × 10.4 × 4.3 in  
**Int** 299 × 239 × 90mm  
11.8 × 9.4 × 3.5 in  
**MOQ** 1  
**Note** Compatible with all 1.2 products



Flow 1.8 Bento Tray

BU\_FF066  
**Mat** Walnut, Lacquer  
  
BU\_FF056  
**Mat** Oak, Lacquered  
**Dim** 325 × 132 × 110 mm  
12.8 × 5.2 × 4.3 in  
**Int** 299 × 105 × 90mm  
11.8 × 4.1 × 3.5 in  
**MOQ** 1  
**Note** Compatible with all 1.8 products



Flow 1.1 Grey Bento Lid

BU\_BL011  
**Mat** Grey Acrylic  
**Dim** 310 × 515 × 4 mm  
12.2 × 20.3 × 0.2 in  
**MOQ** 1  
**Note** Compatible with all Flow 1.1 Trays




Flow 1.2 Grey Bento Lid

BU\_BL012  
**Mat** Grey Acrylic  
**Dim** 250 × 310 × 4 mm  
9.8 × 12.2 × 0.2 in  
**MOQ** 1  
**Note** Compatible with all Flow 1.2 Trays



Flow 1.1 Black Bento Divider

BU\_BD011  
**Mat** Black, Lacquered  
**Dim** 297 × 502 × 54 mm  
11.7 × 19.8 × 2.1 in  
**MOQ** 1  
**Note** Compatible with all Flow Tall 1.1 Trays



Flow 1.2 Black Bento Divider

BU\_BD021  
**Mat** Black, Lacquered  
**Dim** 237 × 297 × 54 mm  
9.3 × 11.7 × 2.1 in  
**MOQ** 1  
**Note** Compatible with all Flow Tall 1.2 Trays

Watch the Video






• Denotes 'Gold' product

## Flow White-Washed Trays & Stands

Illuminating and clarifying, white-washed ash Flow is perfect for an airy country brunch or summer setting. Designed for quick changeover, each Flow gastronorm tray can be easily transferred from back of house and incorporated into white-washed ash Flow stands.



### Flow Tall White 1.1 Tray

BU\_FR046

Mat

White-Washed, Lacquered

Dim


530 × 325 × 75 mm  
20.8 × 12.7 × 2.9 in

MOQ

1

Note

Compatible with all 1.1 products



### Flow White 1.1 Tray

BU\_FR041

Mat

White-Washed, Lacquered

Dim


530 × 325 × 40 mm  
20.8 × 12.7 × 1.5 in

MOQ

1

Note

Compatible with all 1.1 products



### Flow Tall White 1.2 Tray

BU\_FR047

Mat

White-Washed, Lacquered

Dim


325 × 265 × 75 mm  
12.7 × 10.4 × 2.9 in

MOQ

1

Note

Compatible with all 1.2 products



### Flow White 1.2 Tray

BU\_FR042

Mat

White-Washed, Lacquered

Dim


325 × 265 × 40 mm  
12.7 × 10.4 × 1.5 in

MOQ

1

Note

Compatible with all 1.2 products



### Flow White 2.4 Tray

BU\_FR044

Mat

White-Washed, Lacquered

Dim


530 × 162 × 40 mm  
20.8 × 6.3 × 1.5 in

MOQ

1

Note

Compatible with all 2.4 products



### Flow White 1.1 Two-Tier Stand

BU\_RS042

Mat

White-Washed, Lacquered

Dim


574 × 323 × 441 mm  
22.6 × 12.7 × 17.4 in

MOQ

1

Note

Includes 2 × BU\_FR041 Trays  
Assembly required



### Flow White 1.2 Two-Tier Stand

BU\_RS041

Mat

White-Washed, Lacquered

Dim

309 × 323 × 441 mm  
12.1 × 9.1 × 17.4 in

MOQ

1

Note

Includes 2 × BU\_FR042 Trays  
Assembly required





• Denotes 'Gold' product

## Flow Black Trays & Stands

Elegant and timeless, black lacquered ash Flow items are the perfect addition to elegant gastronomic presentations. Designed for quick changeover, each Flow gastronorm tray can be easily transferred from back of house and incorporated into black lacquered Flow stands.



Flow Tall Black 1.1 Tray

BU_FR036	
Mat	Black, Lacquered
Dim	530 × 325 × 75 mm 20.8 × 12.7 × 2.9 in
MOQ	1
Note	Compatible with all 1.1 products



Flow Black 1.1 Tray

BU_FR031	
Mat	Black, Lacquered
Dim	530 × 325 × 40 mm 20.8 × 12.7 × 1.5 in
MOQ	1
Note	Compatible with all 1.1 products



Flow Tall Black 1.2 Tray

BU_FR037 •	
Mat	Black, Lacquered
Dim	325 × 265 × 75 mm 12.7 × 10.4 × 2.9 in
MOQ	1
Note	Compatible with all 1.2 products



Flow Black 1.2 Tray

BU_FR032	
Mat	Black, Lacquered
Dim	325 × 265 × 40 mm 12.7 × 10.4 × 1.5 in
MOQ	1
Note	Compatible with all 1.2 products



Flow Tall Black 1.4 Tray

BU_FR038	
Mat	Black, Lacquered
Dim	265 × 162 × 75 mm 10.4 × 6.3 × 2.9 in
MOQ	1



Flow Black 1.4 Tray

BU_FR033	
Mat	Black, Lacquered
Dim	265 × 162 × 40 mm 10.4 × 6.3 × 1.5 in
MOQ	1



Flow Black 2.4 Tray

BU_FR034	
Mat	Black, Lacquered
Dim	530 × 162 × 40 mm 20.8 × 6.3 × 1.5 in
MOQ	1
Note	Compatible with all 2.4 products



Flow Black 1.1 Two-Tier Stand

BU_RS032	
Mat	Black, Lacquered
Dim	574 × 323 × 441 mm 22.6 × 12.7 × 17.4 in
MOQ	1
Note	Includes 2 × BU_FR031 Trays Assembly required



Flow Black 1.2 Two-Tier Stand

BU_RS031	
Mat	Black, Lacquered
Dim	309 × 323 × 441 mm 12.1 × 9.1 × 17.4 in
MOQ	1
Note	Includes 2 × BU_FR032 Trays Assembly required





# Flow Bread Display

A stunning addition to the gastronorm Flow system, the new Bread Box is available for covered, hygienic presentation of breads and bakery goods for large buffets and displays. Available in 1.1 and 1.3 sizes, the new Bread Box is an ideal new addition to Flow buffets.

	
<b>Flow Oak Single Bread Box</b>	<b>Flow Walnut Single Bread Box</b>
BU_BD1ONL •	BU_BD1WNL
<b>Mat</b> Oak, Matt Lacquer and Acrylic	<b>Mat</b> Walnut, Lacquered and Acrylic
<b>Dim</b> 349 × 176 × 190mm 13.7 × 6.9 × 7.4 in	<b>Dim</b> 349 × 176 × 190mm 13.7 × 6.9 × 7.4 in
<b>MOQ</b> 1	<b>MOQ</b> 1
	
<b>Flow Oak Triple Bread Box</b>	<b>Flow Walnut Triple Bread Box</b>
BU_BD3ONL •	BU_BD3WNL
<b>Mat</b> Oak, Matt Lacquer and Acrylic	<b>Mat</b> Walnut, Lacquered and Acrylic
<b>Dim</b> 349 × 530 × 190mm 13.7 × 20.9 × 7.4 in	<b>Dim</b> 349 × 530 × 190mm 13.7 × 20.9 × 7.4 in
<b>MOQ</b> 1	<b>MOQ</b> 1



## Flow Sliding Lid

Designed for intuitive use, the Flow Sliding Lid provides a sleek aesthetic alternative to standard gastronorm lift-up lids and is ideal for covered food presentation as part of a large display or single-serve. The lid has been carefully designed for single-handed use, providing easy access and a smooth self-serving experience. The Flow Sliding Lid is compatible with 1.1 Flow trays.



### Flow Sliding Lid

BU_SL002 •	
Mat	Clear Acrylic
Open	
Dim	526 × 335 × 96 mm 20.7 × 13.2 × 3.8 in
Closed	
Dim	300 × 335 × 96 mm 11.8 × 13.2 × 3.8 in
MOQ	1

## Flow Tritan Lid Liner

Designed to offer a contemporary, glass like covered solution, the new Flow Tritan Lid Liners offer a premium guest experience for covered food presentation and wet food display in a dishwasher-safe and BPA-free material. Flow Lid Liners can be used as a lid or a liner, enabling Flow trays to carry fresh ice display for drinks or yogurt pots, or to transform trays into covered cuisine solutions. The Flow Tritan Lid Liner is compatible with 1.1 Tall and 1.2 Tall Flow trays as both a lid and a liner; use with 1.1 and 1.2 low trays as a lid only.



### Flow Tritan Lid Liner 1.1

BU_LL1121 •	
Mat	Tritan (BPA-free plastic)
Dim	310 × 515 × 53 mm 12.2 × 20.3 × 2 in
MOQ	1
Note	Compatible with 2 1.1 and 1.2 trays (as a lid) Tall 1.1 and 1.2 trays (as a liner) Dishwasher safe



### Flow Tritan Lid Liner 1.2

BU_LL1221	
Mat	Tritan (BPA-free plastic)
Dim	250 × 310 × 53 mm 9.8 × 12.2 × 2 in
MOQ	1
Note	Compatible with 2 1.1 and 1.2 trays (as a lid) Tall 1.1 and 1.2 trays (as a liner) Dishwasher safe





## Flow Heating Unit

The Flow Heating Units are ideal for keeping food hot whilst on display, utilising ceramic heating element technology and offering an easily adjustable variable temperature control up to 140°C (284°F). With a solid black lacquered, natural oak or walnut base and slate-like composite surface, the Flow Heating Unit offers a unique aesthetic solution to keeping food warm. Compatible with 1.1 Flow frames.



Flow Oak Heating Unit

BU\_FH2101  
**Note** UK Plug, cable included

BU\_FH2102  
**Note** EU (2 pin) Plug, cable included

BU\_FH2104  
**Note** US Plug, cable included  
**Mat** Oak, Dekton  
**Dim** 530 × 325 × 61 mm  
20.8 × 12.8 × 2.4 in  
**MOQ** 1



Flow Walnut Heating Unit

BU\_FH2201  
**Note** UK Plug, cable included

BU\_FH2202  
**Note** EU (2 pin) Plug, cable included

BU\_FH2204  
**Note** US Plug, cable included  
**Mat** Walnut, Dekton  
**Dim** 530 × 325 × 61 mm  
20.8 × 12.8 × 2.4 in  
**MOQ** 1



Flow Black Heating Unit

BU\_FH2301  
**Note** UK Plug, cable included

BU\_FH2302  
**Note** EU (2 pin) Plug, cable included

BU\_FH2304  
**Note** US Plug, cable included  
**Mat** Black Lacquered, Dekton  
**Dim** 530 × 325 × 61 mm  
20.8 × 12.8 × 2.4 in  
**MOQ** 1






## Flow Cooling Tray

The Flow Cold Cell Cooling Trays allow for elegant display of chilled gastronomy. Offering exceptional cooling performance over previous models, the new cold cell technology enables the food-safe slate presentation area to hold a temperature under 8C (46F) for up to four hours.

Available in white-washed, black lacquered, natural oak or natural walnut, the Flow Cold Cell Cooling Tray is compatible with 1.1 and 1.2 Flow frames.




Flow Oak 1.2 Cold Cell Cooling Tray

BU\_FR0012  
Mat Oak, Oiled  
Dim 325 × 265 × 75 mm  
12.8 × 10.4 × 3 in  
MOQ 1



Flow Walnut 1.2 Cold Cell Cooling Tray

BU\_FF1012  
Mat Walnut, Lacquered  
Dim 325 × 265 × 75 mm  
12.8 × 10.4 × 3 in  
MOQ 1



Flow White 1.2 Cold Cell Cooling Tray

BU\_FR4012  
Mat White-Washed, Lacquered  
Dim 325 × 265 × 75 mm  
12.8 × 10.4 × 3 in  
MOQ 1



Flow Black 1.2 Cold Cell Cooling Tray

BU\_FR3012  
Mat Black, Lacquered  
Dim 325 × 265 × 75 mm  
12.8 × 10.4 × 3 in  
MOQ 1



Flow Oak 1.1 Cold Cell Cooling Tray

BU\_FR0011  
Mat Oak, Oiled  
Dim 530 × 325 × 75 mm  
20.8 × 12.7 × 3 in  
MOQ 1



Flow Walnut 1.1 Cold Cell Cooling Tray

BU\_FF1011  
Mat Walnut, Lacquered  
Dim 530 × 325 × 75 mm  
20.8 × 12.7 × 3 in  
MOQ 1



Flow White 1.1 Cold Cell Cooling Tray

BU\_FR4011  
Mat White-Washed, Lacquered  
Dim 530 × 325 × 75 mm  
20.8 × 12.7 × 3 in  
MOQ 1



Flow Black 1.1 Cold Cell Cooling Tray

BU\_FR3011  
Mat Black, Lacquered  
Dim 530 × 325 × 75 mm  
20.8 × 12.7 × 3 in  
MOQ 1

### Flow 1.2 Low Slate Insert

BU\_FTL050  
Mat Slate  
Dim 298 × 238 × 6 mm  
11.7 × 9.4 × 0.2 in  
MOQ 1

### Flow 1.2 Cold Cell and Tray Liner Set

SET\_CCCL  
Mat Aluminium and Expanded Polypropylene  
Dim 295 × 235 × 48 mm  
10.2 × 7.9 × 1.7 in  
MOQ 1



Previous editions of the Cooling Tray remain available while stock lasts.



Flow Oak 1.2 Slate Cooling Tray

BU\_FR020  
Mat Oak, Oiled  
Dim 325 × 265 × 75 mm  
12.8 × 10.4 × 3 in  
MOQ 1



Flow Walnut 1.2 Slate Cooling Tray

BU\_FF010  
Mat Walnut, Lacquered  
Dim 325 × 265 × 75 mm  
12.8 × 10.4 × 3 in  
MOQ 1



Flow White 1.2 Slate Cooling Tray

BU\_FR040  
Mat White-Washed, Lacquered  
Dim 325 × 265 × 75 mm  
12.8 × 10.4 × 3 in  
MOQ 1



Flow Black 1.2 Slate Cooling Tray


BU\_FR030  
Mat Black, Lacquered  
Dim 325 × 265 × 75 mm  
12.8 × 10.4 × 3 in  
MOQ 1



• Denotes 'Gold' product


## Flow Glass & Marble Plinths

Flow plinth tops are available in minimalist clear or smoked grey glass and luxurious white, green or grey marble.  
Glass plinths are compatible with 1.1, 1.2, and 2.4 Flow frames. Marble plinths are compatible with 1.2 and 2.4 Flow frames.




### Flow Glass 1.1 Plinth

BU_FT0010
<b>Mat</b> Glass, Clear
BU_FT0040
<b>Mat</b> Glass, Black
<b>Dim</b> 530 × 325 × 20 mm 20.8 × 12.7 × 0.7 in
<b>MOQ</b> 1
<b>Note</b> Compatible with all 1.1 products




### Flow Glass 1.2 Plinth

BU_FT0012
<b>Mat</b> Glass, Clear
BU_FT0042
<b>Mat</b> Glass, Black
<b>Dim</b> 265 × 325 × 20 mm 10.4 × 12.8 × 0.7 in
<b>MOQ</b> 1
<b>Note</b> Compatible with all 1.2 products



### Flow Glass 2.4 Plinth


BU_FT0011
<b>Mat</b> Glass, Clear
BU_FT0041
<b>Mat</b> Glass, Black
<b>Dim</b> 530 × 162 × 20 mm 20.8 × 6.3 × 0.7 in
<b>MOQ</b> 1
<b>Note</b> Compatible with all 2.4 products



### Flow Marble 1.2 Plinth

BU_FT0022 •
<b>Mat</b> Marble, White
BU_FT0062
<b>Mat</b> Marble, Grey
<b>Dim</b> 265 × 325 × 20 mm 10.4 × 12.8 × 0.7 in
<b>MOQ</b> 1
<b>Note</b> Compatible with all 1.2 frames

BU_FT0072
<b>Mat</b> Marble, Verde Guatemala
<b>Dim</b> 265 × 325 × 20 mm 10.4 × 12.8 × 0.7 in
<b>MOQ</b> 1
<b>Note</b> Compatible with all 1.2 frames



### Flow Marble 2.4 Plinth

BU_FT0020 •
<b>Mat</b> Marble, White
BU_FT0060 •
<b>Mat</b> Marble, Grey
<b>Dim</b> 530 × 162 × 20 mm 20.8 × 6.3 × 0.7 in
<b>MOQ</b> 1
<b>Note</b> Compatible with all 2.4 frames

BU_FT0070
<b>Mat</b> Marble, Verde Guatemala
<b>Dim</b> 530 × 162 × 20 mm 20.8 × 6.3 × 0.7 in
<b>MOQ</b> 1
<b>Note</b> Compatible with all 2.4 frames


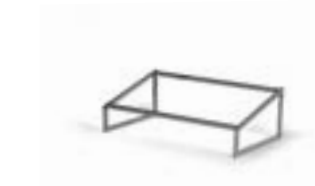




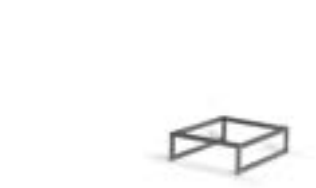







• Denotes 'Gold' product

# Flow Frames

Stainless or black powdercoated steel frames offer flat or angled display for use with all Flow trays and plinths.

			
<b>Flow Tall Flat 1.1 Frame</b>	<b>Flow Tall Angled 1.1 Frame</b>	<b>Flow Low Flat 1.1 Frame</b>	<b>Flow Low Angled 1.1 Frame</b>
BU_FL001 •	BU_FL003	BU_FL002 •	BU_FL004 •
<b>Mat</b> Stainless Steel	<b>Mat</b> Stainless Steel	<b>Mat</b> Stainless Steel	<b>Mat</b> Stainless Steel
BU_FL021 •	BU_FL023 •	BU_FL022 •	BU_FL024
<b>Mat</b> Black Powdercoated Steel	<b>Mat</b> Black Powdercoated Steel	<b>Mat</b> Black Powdercoated Steel	<b>Mat</b> Black Powdercoated Steel
<b>Dim</b> 530 × 325 × 184 mm 20.9 × 12.8 × 7.2 in	<b>Dim</b> 530 × 315 × 182 mm 20.9 × 12.4 × 7.1 in	<b>Dim</b> 530 × 325 × 99 mm 20.9 × 12.8 × 3.9 in	<b>Dim</b> 530 × 315 × 97 mm 20.9 × 12.4 × 3.8 in
<b>MOQ</b> 1	<b>MOQ</b> 1	<b>MOQ</b> 1	<b>MOQ</b> 1
			
<b>Flow Tall Flat 1.2 Frame</b>	<b>Flow Tall Angled 1.2 Frame</b>	<b>Flow Low Flat 1.2 Frame</b>	<b>Flow Low Angled 1.2 Frame</b>
BU_FL005 •	BU_FL007 •	BU_FL006 •	BU_FL008 •
<b>Mat</b> Stainless Steel	<b>Mat</b> Stainless Steel	<b>Mat</b> Stainless Steel	<b>Mat</b> Stainless Steel
BU_FL025 •	BU_FL027	BU_FL026 •	BU_FL028 •
<b>Mat</b> Black Powdercoated Steel	<b>Mat</b> Black Powdercoated Steel	<b>Mat</b> Black Powdercoated Steel	<b>Mat</b> Black Powdercoated Steel
<b>Dim</b> 265 × 325 × 184 mm 10.4 × 12.8 × 7.2 in	<b>Dim</b> 265 × 315 × 182 mm 10.4 × 12.4 × 7.1 in	<b>Dim</b> 265 × 325 × 99 mm 10.4 × 12.8 × 3.9 in	<b>Dim</b> 265 × 315 × 97 mm 10.4 × 12.4 × 3.8 in
<b>MOQ</b> 1	<b>MOQ</b> 1	<b>MOQ</b> 1	<b>MOQ</b> 1
			
<b>Flow Tall Flat 2.4 Frame</b>	<b>Flow Low Flat 2.4 Frame</b>		
BU_FL009 •	BU_FL010 •		
<b>Mat</b> Stainless Steel	<b>Mat</b> Stainless Steel		
BU_FL029 •	BU_FL030 •		
<b>Mat</b> Black Powdercoated Steel	<b>Mat</b> Black Powdercoated Steel		
<b>Dim</b> 530 × 163 × 184 mm 20.9 × 6.4 × 7.2 in	<b>Dim</b> 530 × 163 × 99 mm 20.9 × 6.4 × 3.9 in		
<b>MOQ</b> 1	<b>MOQ</b> 1		

## Materials and Colours



Stainless Steel



Black Powdercoated Steel





• Denotes 'Gold' product

## Flow Labels & Holders

Add functionality to your display with labeling. Flow label holders slot easily onto the edge of Flow trays and stands or can be used as stand-alone products.



Flow Brass Label Holder

BU\_LH002 •  
**Mat** Brushed Brass  
**Dim** 30ø x 38 mm  
1.2ø x 1.5 in  
**MOQ** 1  
**Note** Compatible with all Flow trays



Flow Stainless Steel Label Holder

BU\_LH004 •  
**Mat** Brushed Stainless Steel  
**Dim** 30ø x 38 mm  
1.2ø x 1.5 in  
**MOQ** 1  
**Note** Compatible with all Flow trays





• Denotes 'Gold' product

# Flow Trolleys

The Flow Trolley has been specified by the Craster design team to offer complete display flexibility. With multiple extending shelves and folding platforms, each trolley offers an adaptable solution for both single and double-sided service for action stations or grab-and-go display.

Flow's interchangeable and stackable components offer versatility to tailor gastronomic display and allow for efficient replenishment between front and back-of-house.



Flow Oak Double Trolley

TO\_RS101  
**Mat** Oak, Matt Lacquer  
**Open**  
**Dim** 1694 × 1082 × 960 mm  
66.7 × 42.6 × 37.8 in  
**Closed**  
**Dim** 1356 × 700 × 960 mm  
53.4 × 27.6 × 37.8 in  
**MOQ** 1  
**Note** Maximum Load: 20kg per shelf, 10kg per flap



Flow Oak Single Trolley

TO\_RS102  
**Mat** Oak, Matt Lacquer  
**Open:**  
**Dim** 1159 × 1082 × 960 mm  
45.6 × 42.6 × 37.8 in  
**Closed:**  
**Dim** 821 × 700 × 960 mm  
32.3 × 27.6 × 37.8 in  
**MOQ** 1  
**Note** Maximum Load: 20kg per shelf, 10kg per flap



Flow Walnut Double Trolley

TO\_RS103  
**Mat** Walnut, Matt Lacquer  
**Open**  
**Dim** 1694 × 1082 × 960 mm  
66.7 × 42.6 × 37.8 in  
**Closed**  
**Dim** 1356 × 700 × 960 mm  
53.4 × 27.6 × 37.8 in  
**MOQ** 1  
**Note** Maximum Load: 20kg per shelf, 10kg per flap



Flow Walnut Single Trolley

TO\_RS104  
**Mat** Walnut, Matt Lacquer  
**Open:**  
**Dim** 1159 × 1082 × 960 mm  
45.6 × 42.6 × 37.8 in  
**Closed:**  
**Dim** 821 × 700 × 960 mm  
32.3 × 27.6 × 37.8 in  
**MOQ** 1  
**Note** Maximum Load: 20kg per shelf, 10kg per flap





## Flow Hot and Cold Trolleys

The Flow Hot and Cold Trolley delivers dual cooling and heating functionality in one compact, versatile display unit, enabling functional flexibility from chilled breakfast juice stations to heated brunch action stations and frosted grab-and-go cuisine presentation. Specified by the Craster design team to withstand temperature changes, the food-safe, durable top offers a wide temperature range from -5°C (23°F) to 140°C (284°F). The trolley features multiple extending shelves, giving added storage for multi-height display with double-sided service.



### Flow Oak Hot & Cold Trolley

TO\_HC2101  
**Plug** UK Plug

TO\_HC2102  
**Plug** EU (2 pin) Plug

TO\_HC2104  
**Plug** US Plug  
**Mat** Matt Lacquered Oak, Dekton

#### Open

**Dim** 1489 × 1082 × 960 mm  
58.6 × 42.6 × 37.8 in

#### Closed

**Dim** 829 × 700 × 960 mm  
32.6 × 27.6 × 37.8 in

**MOQ** 1

**Note** Maximum Load: 20kg per shelf, 10kg per flap  
Variable Temperature from -5°C to +140°C



### Flow Walnut Hot & Cold Trolley

TO\_HC2201  
**Plug** UK Plug

TO\_HC2202  
**Plug** EU (2 pin) Plug

TO\_HC2204  
**Plug** US Plug  
**Mat** Matt Lacquer Walnut, Dekton

#### Open

**Dim** 1489 × 1082 × 960 mm  
58.6 × 42.6 × 37.8 in

#### Closed

**Dim** 829 × 700 × 960 mm  
32.6 × 27.6 × 37.8 in

**MOQ** 1

**Note** Maximum Load: 20kg per shelf, 10kg per flap  
Variable Temperature from -5°C to +140°C





• Denotes 'Gold' product

# Flow Oak Troughs

Designed and developed to offer the Flow Range greater volume capacity, the Flow Oak Troughs are ideal for bottle services. Trough liners enable easy replenishment and can extend the lifetime of the oak.



Flow Tall Oak Trough Tray

BU_RS009	
Mat	Oak, Matt Lacquer
Dim	530 × 250 × 200 mm 20.9 × 9.8 × 7.9 in
MOQ	1



Flow Oak Trough Tray

BU_RS007	
Mat	Oak, Matt Lacquer
Dim	530 × 250 × 160 mm 20.9 × 9.8 × 6.3 in
MOQ	1



Flow Oak Half Trough Tray

BU_RS008	
Mat	Oak, Matt Lacquer
Dim	265 × 250 × 160 mm 10.4 × 9.8 × 6.3 in
MOQ	1



Flow Half Trough Liner

BU_TL1321	
Mat	Transparent PETG
Dim	250 × 235 × 128 mm 9.8 × 9.2 × 5 in
MOQ	1
Note	2 Units required for use with Flow Trough Tray



Flow Tall Oak Trough

BU_RS005	
Mat	Oak, Matt Lacquer
Dim	574 × 250 × 857 mm 22.6 × 9.8 × 33.7 in
MOQ	1
Note	Includes: BU_RS009 & BU_RS007 Assembly required



Flow Oak Trough

BU_RS006	
Mat	Oak, Matt Lacquer
Dim	574 × 250 × 432 mm 22.6 × 9.8 × 17 in
MOQ	1
Note	Includes: BU_RS009 Assembly required



## Fare Trolley System

A configurable F&B distribution and display system, the new Fare Trolley Range offers operational efficiency across a property from morning to night.

Designed to a gastronorm footprint and with agility in mind, Fare's modular approach allows trolleys to be used in isolation or built out to larger stations using the drop-in bridge.

The contemporary metal frame complements a selection of shelf materials (hardwoods and HPLs), which are reversible and replaceable, extending the longevity of the product.

Additional accessories extend the functionality with speed rails to maximise surface area and panels to conceal lower and middle shelves available, allowing the system to spend as much time as possible front of house and respond to changing needs throughout the day.



Watch the Video











# Fare Trolley System

The Fare Trolley and Bridge are designed to optimise F&B presentations, with the flexible slot-in bridge fitting on top of the trolley for transport and storage and easily bridging two trolleys to provide additional surface display. Available in solid timber and HPL options. Accessories operate across both 3.1 and 2.1 trolleys.

## Fare Trolley 3.1



Fare 3.1 Oak Trolley

TO\_MOD31\_OAKN  
Mat Mild Steel, Lacquered Oak  
Dim 1100 x 650 x 880 mm  
43.3 x 25.6 x 34.6 in  
MOQ 2



Fare Oak Bridge

TO\_MODB31\_OAKN  
Mat Oak, Lacquered  
Dim 1100 x 650 x 28 mm  
43.3 x 25.6 x 1.1 in  
MOQ 2



Fare 3.1Walnut Trolley

TO\_MOD31\_WALN  
Mat Mild Steel, Lacquered Walnut  
Dim 1100 x 650 x 880 mm  
43.3 x 25.6 x 34.6 in  
MOQ 2



Fare Walnut Bridge

TO\_MODB31\_WALN  
Mat Walnut, Lacquered  
Dim 1100 x 650 x 28 mm  
43.3 x 25.6 x 1.1 in  
MOQ 2



Fare 3.1 Black Trolley

TO\_MOD31\_OAKB  
Mat Mild Steel, Black Lacquered  
Dim 1100 x 650 x 880 mm  
43.3 x 25.6 x 34.6 in  
MOQ 1



Fare Black Bridge

TO\_MODB31\_OAKB  
Mat Black, Lacquered  
Dim 1100 x 650 x 28 mm  
43.3 x 25.6 x 1.1 in  
MOQ 1



Fare 3.1 HPL Black and White Marble Trolley

TO\_MOD31\_B4245  
Mat Mild Steel, HPL + Reef Edge  
Dim 1100 x 650 x 880 mm  
43.3 x 25.6 x 34.6 in  
MOQ 2



Fare HPL Black and White Marble Bridge

TO\_MODB31\_B4245  
Mat Double sided HPL  
Dim 1100 x 650 x 28 mm  
43.3 x 25.6 x 1.1 in  
MOQ 2

## Fare Trolley 2.1



Fare 2.1 Black Trolley

TO\_MOD21\_OAKB  
Mat Mild Steel, Black Lacquered  
Dim 791 x 669 x 897 mm  
31.14 x 26.34 x 35.31 in  
MOQ 1



Fare 2.1 Oak Trolley

TO\_MOD21\_OAKN  
Mat Mild Steel, Lacquered Oak  
Dim 791 x 669 x 897 mm  
31.14 x 26.34 x 35.31 in  
MOQ 2



Fare 2.1 Walnut Trolley

TO\_MOD21\_WALN  
Mat Mild Steel, Lacquered Walnut  
Dim 791 x 669 x 897 mm  
31.14 x 26.34 x 35.31 in  
MOQ 2



Fare 2.1 Laminate Black and White Marble

TO\_MOD21\_B4245  
Mat Mild Steel, HPL + Reef Edge  
Dim 791 x 669 x 897 mm  
31.14 x 26.34 x 35.31 in  
MOQ 2





• Denotes 'Gold' product

## Fare Trolley Accessories

The Fare Accessories offer additional functionality to the trolley system, with speed rails and pots slotting on to the top of the trolley ideal for bottles, cutlery or merchandising, and mesh panels providing covered solutions, which roll up for easy storage.



### Fare Trolley Speed Rail

TO\_MOD\_SRGNMSPCB

**Mat** Mild steel, black powdercoat, Polyester Felt  
**Dim** 650 × 123 × 212 mm  
25.6 × 4.8 × 8.4 in  
**MOQ** 1



### Fare Trolley Cutlery Pot

TO\_MOD\_CPMSPCB

**Mat** Mild steel, black powdercoat, Polyester Felt  
**Dim** 125 × 78 × 152 mm  
4.9 × 3.1 × 6 in  
**MOQ** 1



### Fare Trolley Push Handle

TO\_MOD\_PHGNMSPCB


**Mat** Mild steel, black powdercoat, Polyester Felt  
**Dim** 650 × 93 × 25 mm  
25.6 × 3.6 × 1 in  
**MOQ** 1



### Fare Trolley Full Three Side Mesh

TO\_MOD\_MP31F3MEB


**Mat** Poly Mesh, Elastic, Press Studs  
**Dim** 2716 × 667 mm  
107 × 26.3 in  
**MOQ** 1  
**Note** Operates only with 3.1 trolley size.



### Fare Trolley Upper Three Side Mesh

TO\_MOD\_MP31U3MEB

**Mat** Poly Mesh, Elastic, Press Studs  
**Dim** 2716 × 317 mm  
107 × 12.5 in  
**MOQ** 1  
**Note** Operates only with 3.1 trolley size.



### Fare Trolley Lower Three Side Mesh

TO\_MOD\_MP31L3MEB

**Mat** Poly Mesh, Elastic, Press Studs  
**Dim** 2716 × 395 mm  
107 × 15.5 in  
**MOQ** 1  
**Note** Operates only with 3.1 trolley size.





## Fare Ice Wells / Heating and Cooling

Fare flexibility showcases signature Craster lightness and dexterity to front of house theatre.

Gastronorm drop-in solutions expand the Fare range's agility. Create stunning hot, cool and ambient cuisine displays with dual-function Hot and Cold units or expand mobile cocktail bars with drainable ice well units.

Available from Q3 2024. Contact Craster for additional information.



### Ice Well Drop-In (&Lid)

TO\_MOD\_DI11IWD  
**Mat** Stainless Steel  
**Dim** 624 x 373 x 313 mm  
24.57 x 14.7 x 12.3 in  
**MOQ** 1



### Ice Well Lid (&Lid)

TO\_MOD\_DI11IWD  
**Mat** Compact Laminate  
**Note** Comes with the Ice Well




### Fare 1/2 Filler Top (for use with drop-ins on 2.1 trolley)

TO\_MOD\_FP21LAM12  
**Mat** Black Marble / White Marble HPL, PU Edge  
**Dim** 373 x 624 x 25 mm  
14.7 x 24.6 x 0.98 in  
**MOQ** 1  
**Note** Compatible with Fare Trolley 1.1 Ice Well Drop In; For use with Fare Trolley 2.1



### Fare 2/3 Filler Top (for use with drop-ins on 3.1 trolley)

TO\_MOD\_FP31LAM23  
**Mat** Black Marble / White Marble HPL, PU Edge  
**Dim** 326 x 624 x 25 mm  
12.8 x 24.6 x 0.98 in  
**MOQ** 1  
**Note** Compatible with Fare Trolley 1.1 Ice Well Drop In; For use with Fare Trolley 3.1



### Fare 1/3 Filler Top (For use with 2 drop-ins on 3.1 trolley)

TO\_MOD\_FP31LAM13  
**Mat** Black Marble / White Marble HPL, PU Edge  
**Dim** 699 x 624 x 25 mm  
27.5 x 24.6 x 0.98 in  
**MOQ** 1  
**Note** Compatible with Fare Trolley 1.1 Ice Well Drop In; For use with Fare Trolley 3.1

### TO\_MOD\_DI21HO

Fare Trolley 2.1 Hot Holding Drop-In  
**Mat** Stainless Steel  
**Dim** 746 x 624 x 49 mm  
29.37 x 24.57 x 1.93 in  
**MOQ** 1  
**Note** For use with Fare Trolley 2.1 only



## Stak Shelving Unit

Introducing Stak, the latest agile F&B furniture system from Craster. The innovative new system offers an ideal combination of F&B buffet and events furniture in a single system to reduce hospitality inventory across properties. Deliver agile luncheon buffets, mass catering, moveable grab-and-go displays and back bars within the Stak system.

Intelligently designed around the Gastronorm footprint, the Stak System shelves are crafted with discreet raised edges to secure trays from the Craster Flow range. The perimeter of each shelf grips two 1.1 or four 1.2 trays, with excellent locked fit for ease of transportation. Stak is engineered for easy assembly, with locking pins to angle and carry each shelf.

Developed with a rigid steel frame, shelves may be placed and angled at any height within the structure. Robust, discreet wheels enable back of house setup before movement to front of house in a single push.

Shelving units can be bridged together at any height to create large, continuous displays across interiors.

*Contact Craster for additional information and to request bespoke accessories.*





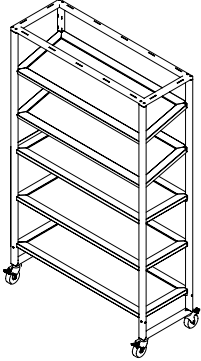
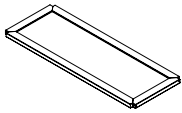

# Stak Shelving Unit

Stak Shelving enables added agility to front of house displays with a unique, intuitive construction.

Each shelf within the frame can be angled or flat to offer dynamic presentation and storage surfaces.

Bridges connect shelving units to lengthen merchandising areas.

Wheels and cable management provide flexibility in the Stak system. Coverage panels and signage accessories available on request.

Stak Range	Material
	<div><div></div><div>Oak</div></div> <div><div></div><div>Walnut</div></div> <div><div></div><div>Black Lacquered</div></div>
	<div><div></div><div>Oak</div></div> <div><div></div><div>Walnut</div></div> <div><div></div><div>Black Lacquered</div></div>
 Cable Clip	<div><div></div><div>Nylon</div></div>





# Stak Shelving Unit

The Stak System is composed of shelving components, bridges and accessories. Start by selecting a shelving unit, then build out the front of house display by compiling more within the Stak suite.

Contact Craster for signage accessories.



Stak Oak Shelving Unit

SV_MOD21_ON
Mat Mild Steel, Lacquered Oak
Dim 1231 × 450 × 2013 mm 48.5 × 17.7 × 79.3 in
MOQ 1



Stak Oak Shelf / Bridge

SV_MOD21_SHON
Mat Oak, Lacquered
Dim 1179 × 444 × 30 mm 46.4 × 17.4 × 1.2 in
MOQ 1



Stak Walnut Shelving Unit

SV_MOD21_WN
Mat Mild Steel, Lacquered Walnut
Dim 1231 × 450 × 2013 mm 48.5 × 17.7 × 79.3 in
MOQ 1



Stak Oak Shelf / Bridge

SV_MOD21_SHWN
Mat Walnut, Lacquered
Dim 1179 × 444 × 30 mm 46.4 × 17.4 × 1.2 in
MOQ 1



Stak Black Shelving Unit

SV_MOD21_OB
Mat Mild Steel, Black Lacquered
Dim 1231 × 450 × 2013 mm 48.5 × 17.7 × 79.3 in
MOQ 1



Stak Black Shelf / Bridge

SV_MOD21_SHOB
Mat Black, Lacquered
Dim 1179 × 444 × 30 mm 46.4 × 17.4 × 1.2 in
MOQ 1



Stak Cable Clip

SV_MOD_CC
Mat Nylon
Dim 54 × 23 × 23 mm 2.1 × 0.9 × 0.9 in
MOQ 1



## Tilt

Tilt is a unique, flexible display system that offers endless possibilities for creative gastronomic expression.

Comprised of multi-height cylindrical metal frames in stainless, black powdercoated steel or brass finished steel compatible with serving top solutions in a variety of materials, the Tilt Range enables creative display with elegance and poise.

Tilt's interchangeable serving tops include bowls, extended plinths and juice dispensers, offering an elegant display service ready for quick changes between meals. Each component is also ideal for single-serve, with sleek salad bowls and luxurious marble plinths ideal for desserts.



## Tilt Range

Tilt is a flexible system comprised of cylindrical metal frames compatible with serving top solutions for both wet and dry foods as part of a large display or in single-serve.

To build a custom display, select a frame height, then pick from bowls, plinths and juice dispensers made from luxurious marble, black glass, stainless steel or solid wood.

Size

Material

Bowls

Glass Jars

Juice Dispenser

Plinth

Large-\* XL Plinth

Long Plinth

Frames





## Tilt Olive & Walnut Bowls

Crafted from solid timbers, Craster Tilt wooden bowls are available in sophisticated black walnut or richly-grained olive wood with a natural live edge. All timber products feature natural grain variation. Olive wood bowls are crafted by hand in small batches and may vary in size and finish.



### Large Rustic Olive Wood Bowl

BW\_OR2103  
**Mat** Olive Wood (solid)  
**Dim** 290ø × 100 mm  
11.4ø × 3.9 in  
**MOQ** 1



### Medium Rustic Olive Wood Bowl

BW\_OR2102  
**Mat** Olive Wood (solid)  
**Dim** 250ø × 85 mm  
9.8ø × 3.3 in  
**MOQ** 1



### Small Rustic Olive Wood Bowl

BW\_OR2101  
**Mat** Olive Wood (solid)  
**Dim** 210ø × 70 mm  
8.3ø × 2.8 in  
**MOQ** 1



### Mini Rustic Olive Wood Bowl

BW\_OR2100  
**Mat** Olive Wood (solid)  
**Dim** 120ø × 40 mm  
4.7ø × 1.6 in  
**MOQ** 1



### Large Tilt Walnut Wood Bowl

BW\_WR1203 •  
**Mat** Walnut  
**Dim** 285ø × 100 mm  
11.2ø × 3.9 in  
**Vol** 2.9 litres  
0.8 gallons  
**MOQ** 1



### Medium Tilt Walnut Wood Bowl

BW\_WR1202 •  
**Mat** Walnut  
**Dim** 250ø × 85 mm  
9.8ø × 3.3 in  
**Vol** 1.7 litres  
0.4 gallons  
**MOQ** 1



### Small Tilt Walnut Wood Bowl

BW\_WR1201 •  
**Mat** Walnut  
**Dim** 215ø × 70 mm  
8.5ø × 2.7 in  
**Vol** 0.8 litres  
0.21 gallons  
**MOQ** 1

















# Tilt Frames

Tilt frames feature a precision fitted rubber ring, which gently grips the bowl and plinth surfaces, allowing for curated display with secure positioning.

Available in stainless, black powdercoated or brass finished steel.

			
<b>Tilt Extra Tall Stainless Steel Frame</b>	<b>Tilt Tall Stainless Steel Frame</b>	<b>Tilt Medium Stainless Steel Frame</b>	<b>Tilt Low Stainless Steel Frame</b>
BU_RR6104	BU_RR6103 •	BU_RR6102 •	BU_RR6101 •
<b>Mat</b> Stainless Steel	<b>Mat</b> Stainless Steel	<b>Mat</b> Stainless Steel	<b>Mat</b> Stainless Steel
<b>Dim</b> 218ø × 350 mm 8.6ø × 13.7 in	<b>Dim</b> 218ø × 265 mm 8.6ø × 10.4 in	<b>Dim</b> 218ø × 180 mm 8.6ø × 7 in	<b>Dim</b> 218ø × 95 mm 8.6ø × 3.7 in
<b>MOQ</b> 1	<b>MOQ</b> 1	<b>MOQ</b> 1	<b>MOQ</b> 1
			
<b>Tilt Extra Tall Black Frame</b>	<b>Tilt Tall Black Frame</b>	<b>Tilt Medium Black Frame</b>	<b>Tilt Low Black Frame</b>
BU_RR6204 •	BU_RR6203 •	BU_RR6202 •	BU_RR6201 •
<b>Mat</b> Powder Coated Black	<b>Mat</b> Powder Coated Black	<b>Mat</b> Powder Coated Black	<b>Mat</b> Powder Coated Black
<b>Dim</b> 218ø × 350 mm 8.6ø × 13.7 in	<b>Dim</b> 218ø × 265 mm 8.6ø × 10.4 in	<b>Dim</b> 218ø × 180 mm 8.6ø × 7 in	<b>Dim</b> 218ø × 95 mm 8.6ø × 3.7 in
<b>MOQ</b> 1	<b>MOQ</b> 1	<b>MOQ</b> 1	<b>MOQ</b> 1
			
<b>Tilt Extra Tall Brass Frame</b>	<b>Tilt Tall Brass Frame</b>	<b>Tilt Medium Brass Frame</b>	<b>Tilt Low Brass Frame</b>
BU_RR6304	BU_RR6303 •	BU_RR6302 •	BU_RR6301 •
<b>Mat</b> Brass PVD and Stainless Steel	<b>Mat</b> Brass PVD and Stainless Steel	<b>Mat</b> Brass PVD and Stainless Steel	<b>Mat</b> Brass PVD and Stainless Steel
<b>Dim</b> 218ø × 350 mm 8.6ø × 13.7 in	<b>Dim</b> 218ø × 265 mm 8.6ø × 10.4 in	<b>Dim</b> 218ø × 180 mm 8.6ø × 7 in	<b>Dim</b> 218ø × 95 mm 8.6ø × 3.7 in
<b>MOQ</b> 1	<b>MOQ</b> 1	<b>MOQ</b> 1	<b>MOQ</b> 1





## Tilt Frames

Choreograph exceptional culinary displays with the Tilt Triple Frame. Pair a stainless steel or black Triple Frame with juice dispensers, glass jars or a range of luxurious plinths to create visually powerful, multi-material presentations. Three-Tier Frames offer ideal high tea service platforms and can be bridged with Tilt long plinths.



Tilt Stainless Steel Three-Tier Frame

BU_RR6105 •	
Mat	Stainless Steel
Dim	242 × 218 × 553 mm 9.5 × 8.6 × 21.8 in
MOQ	1



Tilt Black Three-Tier Frame

BU_RR6205 •	
Mat	Powder Coated Black
Dim	242 × 218 × 553 mm 9.5 × 8.6 × 21.8 in
MOQ	1



Tilt Stainless Steel Triple Frame

BU_TR001 •	
Mat	Stainless Steel
Dim	662×218×180 mm 26×8.6×7 in
MOQ	1



Tilt Black Triple Frame

BU_TR021 •	
Mat	Powder Coated Black
Dim	662 × 218 × 180 mm 26 × 8.6 × 7 in
MOQ	1



• Denotes 'Gold' product

# Tilt Plinths

Perfectly proportioned plinths for cake, bread and wet or dry ambient foods display in robust hardwoods and luxurious marbles. Large and Round plinths locate securely onto Tilt frames while Long plinths are carried by pairs of frames.



Tilt Round Oak Plinth

BU\_OP1109  
Mat Oak, Oiled  
Dim 218ø × 25 mm  
8.6ø × 1 in  
MOQ 1



Tilt Round Walnut Plinth

BU\_WP1209 •  
Mat Walnut, Oiled  
Dim 218ø × 25 mm  
8.6ø × 1 in  
MOQ 1



Tilt Round Grey Marble Plinth

BU\_MP1509 •  
Mat Grey Marble  
Dim 218ø × 25 mm  
8.6ø × 1 in  
MOQ 1



Tilt Round White Marble Plinth

BU\_MP1609 •  
Mat White Marble  
Dim 218ø × 25 mm  
8.6ø × 1 in  
MOQ 1



Tilt Round Green Marble Plinth

BU\_MP1709  
Mat Verde Guatemala Marble  
Dim 218ø × 25 mm  
8.6ø × 1 in  
MOQ 1



Tilt Long Oak Plinth

BU\_OP1108  
Mat Oak, Oiled  
Dim 770 × 218 × 25 mm  
30.3 × 8.6 × 1 in  
MOQ 1



Tilt Long Walnut Plinth

BU\_WP1208 •  
Mat Walnut, Oiled  
Dim 770 × 218 × 25 mm  
30.3 × 8.6 × 1 in  
MOQ 1





• Denotes 'Gold' product

## Tilt Black Glass Plinths

Designed to celebrate sophisticated gastronomy, these sleek, reflective plinths accentuate and reflect the cuisine display.

The lustrous dark surface sharply contrasts food textures, providing a blank canvas for unique cuisine curation. Crafted from bonded Float glass, each plinth invisibly and securely locates onto the Tilt frame to create a minimalist, seamless display surface.

Designed to fit seamlessly with all Tilt frames, plinths can be tiered to create a multi-height display.



Tilt Large Round Black Glass Plinth

BU_GP0041	
Mat	Soda Lime Glass
Dim	320ø × 20 mm 11.6ø × 0.8 in
MOQ	1
Note	Compatible with cloche BU_GC001



Tilt Long Black Glass Plinth

BU_GP0040	
Mat	Soda Lime Glass
Dim	770 × 218 × 20 mm 30.3 × 8.6 × 0.8 in
MOQ	1



Tilt Round Black Glass Plinth

BU_GP0042	
Mat	Soda Lime Glass
Dim	218ø × 20 mm 8.6ø × 0.8 in
MOQ	1



Large Glass Cloche

BU_GC001 •	
Mat	Glass
Dim	296ø × 145 mm 11.6ø × 5.7 in
MOQ	1













• Denotes 'Gold' product

# Tilt Drinks Service

With its elegant curves and simple, functional features, the ice-free Tilt Juice Dispenser is a perfect addition to any group setting, quenching guests' thirst with a seamless serving experience.

The innovative ice-free cooling system keeps 8 litres of liquid (2.1 Gallons) cool for up to 4 hours, ensuring seamless service across safely-timed guest visits, with an intelligently-designed drip tray locating easily onto the Tilt frame for enhanced stability and reduced spills.

Hand blown from soda lime glass, our carafes feature a tapered neck with angled top for pouring. Ideal for serving water or juices, the carafe can be used alone or combined with Flow Carafe Risers or Flow 2.4 Carafe Plinths to create a unique display for groups or alone for in-room or at-table dining. Add Carafe Corks to stop spills and cover drinks between services.

			
<b>Tilt Juice Dispenser</b>	<b>Tilt Large Glass Carafe</b>	<b>Tilt Medium Glass Carafe</b>	<b>Tilt Small Glass Carafe</b>
SET_JD •	BU_CF0109 •	BU_CF0209	BU_CF0309
<b>Note</b> Tilt frame not included	<b>Mat</b> Soda Lime Glass	<b>Mat</b> Soda Lime Glass	<b>Mat</b> Soda Lime Glass
	<b>Dim</b> 92ø × 271 mm 3.6ø × 10.7 in	<b>Dim</b> 92ø × 211 mm 3.6ø × 8.3 in	<b>Dim</b> 92ø × 159 mm 3.6ø × 6.3 in
	<b>Vol</b> 1 litres	<b>Vol</b> 0.75 litres	<b>Vol</b> 0.5 litres
	<b>MOQ</b> 1	<b>MOQ</b> 1	<b>MOQ</b> 1
SET_JDTR •			
<b>Note</b> BU_RR6102 Tilt Medium Stainless Steel Frame included			
<b>Mat</b> Clear Glass and Stainless Steel			
<b>Dim</b> 218 × 348 × 322 mm 8.6 × 13.7 × 12.7 in			
<b>Vol</b> 8 litres 2.1 gallons			
<b>MOQ</b> 1			
			
<b>Tilt Tall Oak Carafe Riser</b>	<b>Flow Oak 2.4 Carafe Plinth</b>	<b>Flow Walnut 2.4 Carafe Plinth</b>	
BU_CR0103	BU_FT0103	BU_FT0203	
<b>Mat</b> Oak, Lacquered	<b>Mat</b> Oak, Lacquered	<b>Mat</b> Walnut, Lacquered	
<b>Dim</b> 116ø × 117 mm 4.6ø × 4.6 in	<b>Dim</b> 530 × 162 × 20 mm 20.8 × 6.3 × 0.7 in	<b>Dim</b> 530 × 162 × 20 mm 20.8 × 6.3 × 0.7 in	
<b>MOQ</b> 1	<b>MOQ</b> 1	<b>MOQ</b> 1	
	<b>Note</b> Compatible with all 2.4 products	<b>Note</b> Compatible with all 2.4 products	
<b>Tilt Mid Oak Carafe Riser</b>			
BU_CR0102			
<b>Mat</b> Oak, Lacquered			
<b>Dim</b> 116ø × 71 mm 4.6ø × 2.8 in			
<b>MOQ</b> 1			
<b>Tilt Low Oak Carafe Riser</b>			
BU_CR0101	<b>Carafe Cork</b>		
<b>Mat</b> Oak, Lacquered	BU_CL010		
<b>Dim</b> 116ø × 25 mm 4.6ø × 1 in	<b>Mat</b> Cork		
<b>MOQ</b> 1	<b>Dim</b> 99 × 99 × 51 mm 3.9 × 3.9 × 2 in		
	<b>MOQ</b> 1		












## Tilt Glass Jars

Designed to fit with three different height Tilt frames, these three-litre jars are the perfect solution for elegant cereal or ice display. The turned walnut or oak lid can sit effortlessly on the edge of the jar for single-handed serving, adding a high end feel to a single-serve presentation or hygiene-conscious buffet.

Cut from solid walnut or oak, the Wooden Spoon completes the functional Tilt Jar set. Each Wooden Spoon is ergonomically designed for easy handling.

		
<b>Tilt Large Glass Jar</b>	<b>Tilt Oak Jar Lid</b>	<b>Tilt Oak Spoon</b>
BU_GJ001 •	BU_OL001 •	BU_SP011 •
<b>Mat</b> Soda Lime Glass	<b>Mat</b> Oak, Oiled	<b>Mat</b> Oak, Oiled
<b>Dim</b> 218ø × 165 mm 8.6ø × 6.5 in	<b>Dim</b> 207ø × 30 mm 8.1ø × 1.1 in	<b>Dim</b> 245 × 80 × 38 mm 9.6 × 3.1 × 1.5
<b>Vol</b> 3 litres 0.79 gallons		
<b>MOQ</b> 1	<b>MOQ</b> 1	<b>MOQ</b> 1
		
<b>Tilt Walnut Jar Base</b>	<b>Tilt Walnut Jar Lid</b>	<b>Tilt Walnut Spoon</b>
BU_WB001	BU_WL001 •	BU_SP001 •
<b>Mat</b> Walnut, Oiled	<b>Mat</b> Walnut, Oiled	<b>Mat</b> Walnut, Oiled
<b>Dim</b> 210ø × 19 mm 8.3ø × 0.7 in	<b>Dim</b> 207ø × 30 mm 8.1ø × 1.1 in	<b>Dim</b> 245 × 80 × 38 mm 9.6 × 3.1 × 1.5
<b>MOQ</b> 1	<b>MOQ</b> 1	<b>MOQ</b> 1

	
<b>Tilt Oak Mini Glass Jar Set</b>	<b>Tilt Walnut Mini Glass Jar Set</b>
SET_GJ001	SET_GJW01
<b>Tilt Mini Glass Jar</b>	<b>Tilt Mini Glass Jar</b>
<b>Mat</b> Soda Lime Glass	<b>Mat</b> Soda Lime Glass
<b>Dim</b> 125ø × 95 mm 5ø × 3.7 in	<b>Dim</b> 125ø × 95 mm 5ø × 3.7 in
<b>Vol</b> 500 ml 17 oz	<b>Vol</b> 500 ml 17 oz
<b>Tilt Oak Mini Jar Lid</b>	<b>Tilt Walnut Mini Jar Lid</b>
<b>Mat</b> Oak, Oiled	<b>Mat</b> Walnut, Oiled
<b>Dim</b> 116ø × 17 mm 4.6ø × 0.7 in	<b>Dim</b> 116ø × 17 mm 4.6ø × 0.7 in
<b>Tilt Oak Mini Jar Triple Base</b>	<b>Tilt Walnut Mini Jar Triple Base</b>
<b>Mat</b> Oak, Oiled	<b>Mat</b> Walnut, Oiled
<b>Dim</b> 450 × 145 × 15 mm 17.7 × 5.7 × 0.6 in	<b>Dim</b> 450 × 145 × 15 mm 17.7 × 5.7 × 0.6 in
<b>MOQ</b> 1	<b>MOQ</b> 1





# Tilt Large Collection

Inspired by the Craster Tilt collection, the new Tilt Large range features an expanded footprint to accommodate larger serving sizes and presentation surfaces. Large frames feature a precision-fitted rubber gasket, which gently grips the surface of large Tilt pieces, allowing them to be used at multiple angles while offering poise at height.

Luxurious marbles and natural timbers offer exceptional display surfaces in this expanded footprint. Tilt Large Frames are available in Tall, Medium and Short.

Tilt Large Plinths operate on both Tilt Large and classic Tilt frame sizes. Tilt Extra Large Plinths operate only on Tilt Large frames.



Tilt Tall Large Black Frame

BU_RR6213	
Mat	Powder Coated Black
Dim	320ø × 265 mm 12.6ø × 10.4 in
MOQ	1



Tilt Medium Large Black Frame

BU_RR6212	
Mat	Powder Coated Black
Dim	320ø × 180 mm 12.5ø × 7 in
MOQ	1



Tilt Low Large Black Frame

BU_RR6211	
Mat	Powder Coated Black
Dim	320ø × 95 mm 12.6ø × 3.7 in
MOQ	1



Tilt Extra Large Round Oak Plinth

BU_OP1120	
Mat	Oak , Oiled
Dim	400ø × 25 mm 15.07ø × 1 in
MOQ	1



Tilt Extra Large Round Walnut Plinth

BU_WP1220	
Mat	Walnut , Oiled
Dim	400ø × 25 mm 15.07ø × 1 in
MOQ	1



Tilt Large Round Oak Plinth

BU_OP1119	
Mat	Oak, Oiled
Dim	320ø × 25 mm 11.6ø × 1 in
MOQ	1
Note	Compatible with cloche BU_GC001



Tilt Large Round Walnut Plinth

BU_WP1219	
Mat	Walnut, Oiled
Dim	320ø × 25 mm 11.6ø × 1 in
MOQ	1
Note	Compatible with cloche BU_GC001



Tilt Large Round White Marble Plinth

BU_MP1610	
Mat	White Marble
Dim	320ø × 25 mm 12.6ø × 1 in
MOQ	1



Tilt Large Round Grey Marble Plinth

BU_MP1510	
Mat	Grey Marble
Dim	320ø × 25 mm 12.6ø × 1 in
MOQ	1



Tilt Large Round Green Marble Plinth

BU_MP1710	
Mat	Verde Guatemala marble, cork
Dim	320ø × 25 mm 12.6ø × 1 in
MOQ	1



## Porcelain Condiment Pots

Introducing Craster porcelain. Use the elegant porcelain condiment pots alone or create a statement display with a solid timber plinth, beautifully designed in oak or walnut. Pots are dishwasher safe.



### Oak Porcelain Condiment Set

SET\_CS0

**Mat** Porcelain, Oak  
**Dim** 260 × 100 × 65 mm  
10.2 × 3.9 × 2.5 in  
**Vol** 85 ml  
3 oz  
**MOQ** 1



### Walnut Porcelain Condiment Set

SET\_CSW

**Mat** Porcelain, Walnut  
**Dim** 260 × 100 × 65 mm  
10.2 × 3.9 × 2.5 in  
**Vol** 85 ml  
3 oz  
**MOQ** 1

## Porcelain Amuse Bouche

Elevate small serve presentation with this delicately angled, slim-walled porcelain range. A contemporary take on amuse bouche presentation, our intelligently-designed angled amuse bouche vessel is ideal for use with delicate, small-serve cuisine. Available in packs of six. Dishwasher safe.



### Porcelain Amuse Bouche Set

SET\_BU\_PAB001

**Mat** Porcelain, Glazed  
**Dim** 98 × 58 × 25 mm  
3.8 × 2.3 × 1 in  
**Vol** 3.25 ml  
0.10 oz  
**MOQ** 1

## Alto

---

Alto is a sleek display range that combines simplicity, beauty and informality.

Available in solid walnut, the collection comprises a range of multi-height risers and boards for unique and creative display.

Featuring a removable tripod base in black metal and chamfered edges, the Alto Range is perfect for informal presentations, from grab-and-go breakfast pastries to contemporary afternoon tea.

The signature Alto Buffet piece is a three tier cake stand, which can be used as a singular focus item or nested with other elements of the Alto Range to create a multi-height display.

The elegant black exterior of the complementary pots creating a striking contrast to conventional metal serving ware and are ideal for single-serve portions.








• Denotes 'Gold' product

## Alto Cake Stand, Bowl and Boards

Available in walnut, Alto offers flexible presentation with a range of plinths and boards with removable tripod bases for multi-height display. A sleek collection designed to provide a competitively-priced solution for ambient food display, this range is perfect for high tea presentation or grab-and-go.



Alto Walnut Three-Tier Cake Stand

BU\_SF21346 •  
**Mat** Walnut, Oiled  
**Dim** 325ø × 583.5 mm  
12.8ø × 23 in  
**MOQ** 1

Alto Walnut Bowl

BU\_SC21343  
**Mat** Walnut, Oiled  
**Dim** 325ø × 55 mm  
12.8ø × 2.2 in  
**MOQ** 1



Alto Large Tall Walnut Riser

BU\_SA21353 •  
**Mat** Walnut, Oiled  
**Dim** 400ø × 140 mm  
15.7ø × 5.5 in  
**MOQ** 1

Alto Large Low Walnut Riser

BU\_SA21352  
**Mat** Walnut, Oiled  
**Dim** 400ø × 80 mm  
15.7ø × 3.1 in  
**MOQ** 1

Alto Large Walnut Board

BU\_SB21352  
**Mat** Walnut, Oiled  
**Dim** 400ø × 20 mm  
15.7ø × 0.8 in  
**MOQ** 1



Alto Small Tall Walnut Riser

BU\_SA21343 •  
**Mat** Walnut, Oiled  
**Dim** 325ø × 140 mm  
12.8ø × 5.5 in  
**MOQ** 1

Alto Small Low Walnut Riser

BU\_SA21342 •  
**Mat** Walnut, Oiled  
**Dim** 325ø × 80 mm  
12.8ø × 3.1 in  
**MOQ** 1



• Denotes 'Gold' product

## Alto Pots & Label Holder

With their black finish and bevelled base, these elegant pots are designed to complement the Alto display range. Available in four sizes, the dishwasher-safe pots are ideal for single-serve portions and can be used on their own as an elegant highlight piece or with Alto Cake Stands, Bowls and Boards.



Alto Large Chip Pot

CP_AB003	
Mat	Black PVD and Stainless Steel
Dim	100ø × 100 mm 3.9ø × 3.9 in
Vol	560 ml 19 oz
MOQ	1



Alto Medium Chip Pot

CP_AB002	
Mat	Black PVD and Stainless Steel
Dim	85ø × 85 mm 3.3ø × 3.3 in
Vol	330 ml 11 oz
MOQ	1



Alto Small Chip Pot

CP_AB001	
Mat	Black PVD and Stainless Steel
Dim	66ø × 66 mm 2.6ø × 2.6 in
Vol	150 ml 5 oz
MOQ	1



Alto Mini Chip Pot

CP_AB000	
Mat	Black PVD and Stainless Steel
Dim	55ø × 55 mm 2.2ø × 2.2 in
Vol	100 ml 3.4 oz
MOQ	1



Alto Stainless Steel Label Holder

LH_AS001	
Mat	Stainless Steel
Dim	25ø × 25 mm 1ø × 1 in
MOQ	1



Alto Black Label Holder

LH_AB001 •	
Mat	Powder Coated Black
Dim	25ø × 25 mm 1ø × 1 in
MOQ	1





• Denotes 'Gold' product

# Rustic Stands

Made from solid oak, our range of Rustic display stands have been designed to showcase and celebrate natural fresh produce.



Rustic Regular Oak Three-Tier Stand

RU\_476\_D •  
**Mat** Oak, Oiled  
**Upper Tier**  
**Dim** 395 × 395 × 330 mm  
14.9 × 16.1 × 11.2 in  
**Middle Tier**  
**Dim** 362 × 395 × 210 mm  
13.9 × 16.1 × 7.5 in  
**Lower Tier**  
**Dim** 329 × 395 × 90 mm  
13 × 16.1 × 3.5 in  
**MOQ** 1



Rustic Narrow Oak Three-Tier Stand

RU\_476\_H  
**Mat** Oak, Oiled  
**Upper Tier**  
**Dim** 197.5 × 395 × 330 mm  
7.8 × 15.6 × 13 in  
**Middle Tier**  
**Dim** 169.5 × 395 × 210 mm  
6.7 × 15.6 × 8.3 in  
**Lower Tier**  
**Dim** 141.5 × 395 × 90 mm  
5.6 × 15.6 × 3.5 in  
**MOQ** 1



Rustic Mini Oak Three-Tier Stand

RU\_476\_G •  
**Mat** Oak, Oiled  
**Upper Tier**  
**Dim** 280 × 280 × 220 mm  
11 × 11 × 8.7 in  
**Middle Tier**  
**Dim** 252 × 280 × 140 mm  
10 × 11 × 5.5 in  
**Lower Tier**  
**Dim** 224 × 280 × 60 mm  
8.8 × 11 × 2.3 in  
**MOQ** 1



Rustic Oak Five-Tier Floor Stand

RU\_476\_E  
**Mat** Oak, Oiled  
**Dim** 550 × 550 × 1800 mm  
21.7 × 21.7 × 70.9 in  
**MOQ** 1  
**Note** Assembly required



Rustic Oak Two-Tier Counter Stand

RU\_476\_F  
**Mat** Oak, Oiled  
**Dim** 336 × 450 × 600 mm  
23.6 × 13.2 × 17.3 in  
**MOQ** 1  
**Note** Assembly required





• Denotes 'Gold' product

## Rustic Bread Baskets, Risers & Trays

Formed of solid oak, Rustic bread baskets, risers and trays have been intelligently-designed to present fine fresh breads and pastries on the dining table or buffet stand.



### Rustic Small Oak Deli Style Tray

RU\_223\_E  
**Mat** Oak, Unoil  
**Dim** 330 × 330 × 50 mm  
13 × 13 × 2 in  
**MOQ** 1



### Rustic Large Oak Box Riser

RU\_334\_B •  
**Mat** Oak, Unoil  
**Dim** 200 × 200 × 200 mm  
7.9 × 7.9 × 7.9 in  
**MOQ** 1  
**Note** Cube risers can also be turned over to accommodate tall objects such as baguettes.



### Rustic Small Oak Box Riser

RU\_334\_A  
**Mat** Oak, Unoil  
**Dim** 150 × 150 × 150 mm  
5.9 × 5.9 × 5.9 in  
**MOQ** 1  
**Note** Cube risers can also be turned over to accommodate tall objects such as baguettes.





• Denotes 'Gold' product

# Patisserie Risers

Handmade from carefully-selected, solid hardwoods, each patisserie riser enables beautiful pastry display. Inspired by the robust horizontal forms of Le Corbusier’s architecture, our patisserie risers offer stackable configurations.



Large Oak Patisserie Riser

BO\_BBOL •  
Mat Oak, Oiled  
Dim 210 × 210 × 170 mm  
8.3 × 8.3 × 6.7 in  
MOQ 1



Medium Oak Patisserie Riser

BO\_BBOM •  
Mat Oak, Oiled  
Dim 210 × 210 × 140 mm  
8.3 × 8.3 × 5.5 in  
MOQ 1



Small Oak Patisserie Riser

BO\_BBOS •  
Mat Oak, Oiled  
Dim 210 × 210 × 100 mm  
8.3 × 8.3 × 3.9 in  
MOQ 1



Long Oak Patisserie Riser

BO\_BBORL •  
Mat Oak, Oiled  
Dim 400 × 210 × 80 mm  
15.7 × 8.3 × 3.1 in  
MOQ 1





• Denotes 'Gold' product

# Patisserie Grand

The Patisserie Grand collection is carved of solid oak and walnut, selected for their grain beauty.



Tall Oak Patisserie Grand

BO\_BB006  
**Mat** Oak, Oiled  
**Dim** 325 × 325 × 180 mm  
12.7 × 12.7 × 7 in  
**MOQ** 1



Mid Oak Patisserie Grand

BO\_BB004  
**Mat** Oak, Oiled  
**Dim** 325 × 325 × 115 mm  
12.7 × 12.7 × 4.5 in  
**MOQ** 1



Low Oak Patisserie Grand

BO\_BB002  
**Mat** Oak, Oiled  
**Dim** 325 × 325 × 80 mm  
12.7 × 12.7 × 3.1 in  
**MOQ** 1



Tall Long Oak Patisserie Grand

BO\_BB005  
**Mat** Oak, Oiled  
**Dim** 530 × 325 × 115 mm  
20.8 × 12.7 × 4.5 in  
**MOQ** 1



Mid Long Oak Patisserie Grand

BO\_BB003  
**Mat** Oak, Oiled  
**Dim** 530 × 325 × 80 mm  
20.8 × 12.7 × 3.1 in  
**MOQ** 1



Low Long Oak Patisserie Grand

BO\_BB001  
**Mat** Oak, Oiled  
**Dim** 530 × 325 × 40 mm  
20.8 × 12.7 × 1.5 in  
**MOQ** 1



Tall Walnut Patisserie Grand

BO\_BB012  
**Mat** Walnut, Oiled  
**Dim** 325 × 325 × 180 mm  
12.7 × 12.7 × 7 in  
**MOQ** 1



Mid Walnut Patisserie Grand

BO\_BB011  
**Mat** Walnut, Oiled  
**Dim** 325 × 325 × 115 mm  
12.7 × 12.7 × 4.5 in  
**MOQ** 1



Low Walnut Patisserie Grand

BO\_BB010  
**Mat** Walnut, Oiled  
**Dim** 325 × 325 × 80 mm  
12.7 × 12.7 × 3.1 in  
**MOQ** 1



Tall Long Walnut Patisserie Grand

BO\_BB009  
**Mat** Walnut, Oiled  
**Dim** 530 × 325 × 115 mm  
20.8 × 12.7 × 4.5 in  
**MOQ** 1



Mid Long Walnut Patisserie Grand

BO\_BB008  
**Mat** Walnut, Oiled  
**Dim** 530 × 325 × 80 mm  
20.8 × 12.7 × 3.1 in  
**MOQ** 1



Low Long Walnut Patisserie Grand

BO\_BB007  
**Mat** Walnut, Oiled  
**Dim** 530 × 325 × 40 mm  
20.8 × 12.7 × 1.5 in  
**MOQ** 1





• Denotes 'Gold' product

# Patisserie Three Step Riser

The discreet profiles of the Three Step Riser provide an elegant, expandable display solution. Easily configured into a stepped display or into beautiful geometric shapes to suit any presentation.



## Oak Three-Step Riser

- BO\_BBTS •
- Mat Oak, Oiled
- Lower Step:
  - Dim 300 × 250 × 24 mm  
11.8 × 9.8 × 0.9 in
- Middle Step:
  - Dim 342 × 250 × 53 mm  
13.4 × 9.8 × 2 in
- Upper Step:
  - Dim 400 × 250 × 90 mm  
15.7 × 9.8 × 3.5 in
- MOQ 1







• Denotes 'Gold' product

## Cake Stands

A fresh, elegant take on a classic product with signature Craster twists. Organically shaped and turned from solid oak and walnut, our range of cake stands can be used with our glass cloches for covered display.



Large Oak Cake Stand

BU\_CS007 •

**Mat** Oak, Matt Lacquer

**Dim** 320ø × 210 mm  
12.6ø × 8.2 in

**MOQ** 1



Medium Oak Cake Stand

BU\_CS006 •

**Mat** Oak, Matt Lacquer

**Dim** 320ø × 136 mm  
12.6ø × 5.3 in

**MOQ** 1



Small Oak Cake Stand

BU\_CS005 •

**Mat** Oak, Matt Lacquer

**Dim** 157ø × 80 mm  
6.1ø × 3.1 in

**MOQ** 1



Large Walnut Cake Stand

BU\_CS003 •

**Mat** Walnut, Matt Lacquer

**Dim** 320ø × 210 mm  
12.6ø × 8.2 in

**MOQ** 1



Medium Walnut Cake Stand

BU\_CS002 •

**Mat** Walnut, Matt Lacquer

**Dim** 320ø × 136 mm  
12.6ø × 5.3 in

**MOQ** 1



Small Walnut Cake Stand

BU\_CS001 •

**Mat** Walnut, Matt Lacquer

**Dim** 157ø × 80 mm  
6.1ø × 3.1 in

**MOQ** 1



Large Glass Cloche

BU\_GC001 •

**Mat** Glass

**Dim** 296ø × 145 mm  
11.6ø × 5.7 in

**MOQ** 1

**Note** Compatible with Large and Medium Cake Stands, Tilt Plinths



Small Glass Cloche

BU\_GC002 •

**Mat** Glass

**Dim** 140ø × 106 mm  
5.5ø × 4.1 in

**MOQ** 1

**Note** Compatible with Small and Small Drum Cake Stands





• Denotes 'Gold' product

## Olive Wood Bowls

Our olive wood bowls have a special and vivid grain structure, making each piece unique. Every bowl is shaped from a new piece of wood; despite our meticulous drying process, cracks can occasionally appear in the wood due to the specific nature of these natural products.



Large Olive Wood Bowl

BW_307_D	
Mat	Oiled Olive Wood
Dim	300ø × 115 mm 11.8ø × 4.5 in
MOQ	1
Note	Due to the natural variations in olive wood, bowl sizes may vary significantly and exact dimensions cannot be guaranteed.



Small Olive Wood Bowl

BW_OBS	
Mat	Oiled Olive Wood
Dim	115ø × 38 mm 4.5ø × 1.5 in
MOQ	1
Note	Due to the natural variations in olive wood, bowl sizes may vary significantly and exact dimensions cannot be guaranteed.



Large Olive Wood Rustic Bowl

BW_RBO •	
Mat	Oiled Olive Wood
Dim	280ø × 180 mm 11ø × 7 in
MOQ	1
Note	Due to the natural variations in olive wood, bowl sizes may vary significantly and exact dimensions cannot be guaranteed.



Small Olive Wood Rustic Bowl

BW_RBOS •	
Mat	Oiled Olive Wood
Dim	240ø × 185 mm 9.4ø × 7.3 in
MOQ	1
Note	Due to the natural variations in olive wood, bowl sizes may vary significantly and exact dimensions cannot be guaranteed.



# Food & Beverage

---

TABLE TOP





## Modern Boards

Made from solid hardwoods, our modern, cicchetti, charcuterie and canapé boards offer solutions for dining and food presentation with elevated signature Craster aesthetics.



### Large Oak Modern Board

BO\_CMOL  
**Mat** Oak, Oiled  
**Dim** 350 × 350 × 25 mm  
13.7 × 13.7 × 1 in  
**MOQ** 1

### Medium Oak Modern Board

BO\_CMOM  
**Mat** Oak, Oiled  
**Dim** 300 × 300 × 25 mm  
11.8 × 11.8 × 1 in  
**MOQ** 1

### Small Oak Modern Board

BO\_CMOS  
**Mat** Oak, Oiled  
**Dim** 200 × 200 × 20 mm  
7.9 × 7.9 × 0.8 in  
**MOQ** 1



### Oak Modern Board with Etched Recess

BO\_CMORF  
**Mat** Oak, Oiled  
**Dim** 340 × 220 × 25 mm  
13.3 × 8.6 × 1 in  
**MOQ** 1  
**Note** Compatible with Small and Medium Copper and Brass Pots and Shaker Small Pots



### Large Long Oak Modern Board

BO\_CMRQL  
**Mat** Oak, Oiled  
**Dim** 120 × 400 × 20 mm  
4.7 × 15.7 × 0.8 in  
**MOQ** 1

### Small Long Oak Modern Board

BO\_CMROS  
**Mat** Oak, Oiled  
**Dim** 120 × 370 × 20 mm  
4.7 × 14.6 × 0.8 in  
**MOQ** 1



### Oak Steak Plate

BO\_SPOM  
**Mat** Oak, Oiled  
**Dim** 340 × 220 × 30 mm  
13.5 × 8.6 × 1.2 in  
**MOQ** 1  
**Note** Compatible with Small and Medium Copper and Brass Pots and Shaker Small Pots

## Cicchetti Boards

Ideal for pizzas, finger foods and sharing platters, the Cicchetti Boards take inspiration from the cuisine of Veneto.



### Oak Teardrop Cicchetti Board

BO\_CC001  
**Mat** Oak, Oiled  
**Dim** 350 × 350 × 18 mm  
13.7 × 13.7 × 0.7 in  
**MOQ** 1



### Round Oak Cicchetti Board

BO\_CC005  
**Mat** Oak, Oiled  
**Dim** 350 × 459 × 18 mm  
13.7 × 18 × 0.7 in  
**MOQ** 1



### Small Rectangular Oak Cicchetti Board with Handle

BO\_CC006  
**Mat** Oak, Oiled  
**Dim** 313 × 170 × 18 mm  
12.3 × 6.6 × 0.7 in  
**MOQ** 1



### Large Rectangular Oak Cicchetti Board with Handle

BO\_CC007  
**Mat** Oak, Oiled  
**Dim** 530 × 140 × 18 mm  
20.8 × 5.5 × 0.7 in  
**MOQ** 1



### Large Rectangular Oak Cicchetti Board

BO\_CC004  
**Mat** Oak, Oiled  
**Dim** 505 × 200 × 18 mm  
19.9 × 7.9 × 0.7 in  
**MOQ** 1



### Square Oak Cicchetti Board

BO\_CC002  
**Mat** Oak, Oiled  
**Dim** 350 × 350 × 18 mm  
13.7 × 13.7 × 0.7 in  
**MOQ** 1

### Small Rectangular Oak Cicchetti Board

BO\_CC003  
**Mat** Oak, Oiled  
**Dim** 350 × 155 × 18 mm  
13.7 × 6.1 × 0.7 in  
**MOQ** 1



## Presentation Boards

Cut from robust oak, these Presentation Boards are ideal for casual canap  display.



### Large Oak Paddle Board

BO\_PBOL  
**Mat** Oak, Oiled  
**Dim** 510 x 200 x 18 mm  
20 x 7.9 x 0.7 in  
**MOQ** 1

### Medium Oak Paddle Board

BO\_PBOM  
**Mat** Oak, Oiled  
**Dim** 350 x 190 x 18 mm  
13.7 x 7.4 x 0.7 in  
**MOQ** 1

### Small Oak Paddle Board

BO\_PBOS  
**Mat** Oak, Oiled  
**Dim** 335 x 225 x 18 mm  
13.1 x 8.8 x 0.7 in  
**MOQ** 1



### Large Oak Charcuterie Board

BO\_CMCHBL  
**Mat** Oak, Oiled  
**Dim** 500 x 200 x 15 mm  
19.7 x 7.9 x 0.6 in  
**MOQ** 1

### Medium Oak Charcuterie Board

BO\_CMCHBM  
**Mat** Oak, Oiled  
**Dim** 350 x 190 x 15 mm  
13.8 x 7.5 x 0.6 in  
**MOQ** 1

## Background Marker Touch Up & Mineral Oil

Our pure mineral oil provides protection, retaining the wood's natural colour and character while prolonging the life of your board. The oil is clear, tasteless, odourless and food safe, making it ideal for use on wooden items including bowls, risers and utensils. It can also be used on slate or stone.

Mineral oil can be applied with a folded kitchen paper towel.



### Pure Mineral Oil Bottle, 500 ml

PC\_M01500  
**Mat** Mineral Oil  
**Dim** 52 x 118 x 500 mm  
2 x 4.6 x 19.7 in  
**MOQ** 1



### Background Marker Touch Up

PC\_TUMPO  
**Colour** Medium Oak  
**MOQ** 1

PC\_TUMPW  
**Colour** Dark Walnut  
**MOQ** 1

PC\_TUMPM  
**Colour** Mahogany  
**MOQ** 1

PC\_TUMPB  
**Colour** Black  
**MOQ** 1





• Denotes 'Gold' product

## Canapé Plinths

Elegantly-crafted walnut plinths feature scroll edges for easy handling and a smooth surface for elegant canapé presentation. These plinths are delightful as part of a large service or on their own to carry single-serve cuisine.



Large Walnut Canapé Plinth

BO\_316\_D  
**Mat** Walnut, Oiled  
**Dim** 530 × 320 × 30 mm  
20.8 × 12.6 × 1.1 in  
**MOQ** 1



Medium Walnut Canapé Plinth

BO\_316\_C  
**Mat** Walnut, Oiled  
**Dim** 300 × 300 × 30 mm  
11.8 × 11.8 × 1.1 in  
**MOQ** 1



Small Walnut Canapé Plinth

BO\_316\_B •  
**Mat** Walnut, Oiled  
**Dim** 310 × 155 × 30 mm  
12.2 × 6.1 × 1.1 in  
**MOQ** 1



Long Walnut Canapé Plinth

BO\_316\_E  
**Mat** Walnut, Oiled  
**Dim** 560 × 150 × 30 mm  
22 × 5.9 × 1.1 in  
**MOQ** 1





# Chip Pots

Made from solid spun metal, with a brushed copper or brass colour exterior, these pots are ideal for single-serve portions and add warmth and material interest to the dining table. Pots are dishwasher safe.



Large Copper Chip Pot

CP_CS003	
Mat	Copper PVD and Stainless Steel
Dim	100ø × 100 mm 3.9ø × 3.9 in
Vol	560 ml 19 oz
MOQ	1



Medium Copper Chip Pot

CP_CS002	
Mat	Copper PVD and Stainless Steel
Dim	85ø × 85 mm 3.3ø × 3.3 in
Vol	330 ml 11 oz
MOQ	1



Small Copper Chip Pot

CP_CS001	
Mat	Copper PVD and Stainless Steel
Dim	66ø × 66 mm 2.6ø × 2.6 in
Vol	150 ml 5 oz
MOQ	1



Mini Copper Chip Pot

RP_CS000	
Mat	Copper PVD and Stainless Steel
Dim	58ø × 38 mm 2.3ø × 1.5 in
Vol	100 ml 3.4 oz
MOQ	1



Large Brass Chip Pot

CP_BS003	
Mat	Brass PVD and Stainless Steel
Dim	100ø × 100 mm 3.9ø × 3.9 in
Vol	560 ml 19 oz
MOQ	1



Medium Brass Chip Pot

CP_BS002	
Mat	Brass PVD and Stainless Steel
Dim	85ø × 85 mm 3.3ø × 3.3 in
Vol	330 ml 11 oz
MOQ	1



Small Brass Chip Pot

CP_BS001	
Mat	Brass PVD and Stainless Steel
Dim	66ø × 66 mm 2.6ø × 2.6 in
Vol	150 ml 5 oz
MOQ	1



Mini Brass Chip Pot

RP_BS000	
Mat	Brass PVD and Stainless Steel
Dim	58ø × 38 mm 2.3ø × 1.5 in
Vol	100 ml 3.4 oz
MOQ	1





• Denotes 'Gold' product

# Shaker

Made from fine Scandinavian Aeroply in the tradition of the 19th century American Shaker community, this range, finished with miniature copper nails, provides chefs with a wonderfully versatile new material. Ideal to present all manner of dry foods for single-serve, from chips to grissini sticks and bar snacks, both in gathering spaces and in guest rooms, Shaker's aesthetic is elegant and understated across a property.



Shaker Large Frites Pot

SH\_630\_D  
**Mat** Birch Stained Black  
**Dim** 100ø × 100 mm  
3.9ø × 3.9 in  
**MOQ** 1



Shaker Medium Frites Pot

SH\_SR002  
**Mat** Birch Stained Black  
**Dim** 85ø × 85 mm  
3.3ø × 3.3 in  
**MOQ** 1



Shaker Small Frites Pot

SH\_SR001  
**Mat** Birch Stained Black  
**Dim** 66ø × 66 mm  
2.6ø × 2.6 in  
**MOQ** 1  
**Note** Compatible with Modern Oak Board with Etched Recess



Shaker Conical Bread Basket

SH\_SR006  
**Mat** Birch Stained Black  
**Dim** 190 × 166 × 70 mm  
7.5 × 6.5 × 2.8 in  
**MOQ** 1



Shaker Large Oval Bread Basket

SH\_SR005  
**Mat** Birch Stained Black  
**Dim** 190 × 166 × 70 mm  
7.5 × 6.5 × 2.8 in  
**MOQ** 1



Shaker Small Oval Bread Basket

SH\_SR009  
**Mat** Birch Stained Black  
**Dim** 140 × 120 × 70 mm  
5.5 × 4.7 × 2.8 in  
**MOQ** 1



Shaker Lidded Bread Basket

SH\_454\_A  
**Mat** Birch Stained Black  
**Dim** 170ø × 105 mm  
6.7ø × 4.1 in  
**MOQ** 1



Shaker Baguette Tube

SH\_SR007  
**Mat** Birch Stained Black  
**Dim** 122ø × 200 mm  
4.8ø × 7.9 in  
**MOQ** 1



Shaker Grissini Bread Basket

SH\_SR004  
**Mat** Birch Stained Black  
**Dim** 60ø × 140 mm  
2.3ø × 5.5 in  
**MOQ** 1



# Food & Beverage

---

## IN-ROOM DINING












• Denotes 'Gold' product

# Trays


Craster’s origins. Lightweight yet durable, our range of tray styles, with and without legs, are ideal for in-room dining and breakfast in bed. Breakfast preparation racks and tray stands are available to complete in-room food and beverage offering. Our Trays are available as standard in the materials noted per design. For bespoke materials, or sizes, please contact your sales rep. All custom designs are subject to an MOQ of 96 units.

		
<b>Rectangular Modern Tray</b>	<b>Square Modern Tray</b>	<b>Modern Tray with Steel Handles</b>
TA_CMML	TA_CMMM	TA_CMSSM
<b>Mat</b> Mahogany, Lacquered	<b>Mat</b> Mahogany, Lacquered	<b>Mat</b> Mahogany, Lacquered
TA_CMOL	TA_CMOM	TA_CMSSO
<b>Mat</b> Oak, Lacquered	<b>Mat</b> Oak, Lacquered	<b>Mat</b> Oak, Lacquered
TA_CMBOL •	<b>Dim</b> 400 × 400 × 40 mm 15.7 × 15.7 × 1.6 in	TA_CMSSBO
<b>Mat</b> Black, Lacquered	<b>MOQ</b> 1	<b>Mat</b> Black, Lacquered
<b>Dim</b> 600 × 400 × 40 mm 23.6 × 15.7 × 1.6 in		<b>Dim</b> 626 × 400 × 40 mm 24.6 × 15.7 × 1.6 in
<b>MOQ</b> 1		<b>MOQ</b> 1
<b>Note</b> Fits: TO_GNL12 / TO_GNL2		<b>Note</b> Fits: TO_GNL12 / TO_GNL24
		
<b>Large Classic Butler Tray</b>	<b>Mahogany Jersey Butler Tray</b>	<b>Mahogany Self-Service Tray</b>
TA_BUTML	TA_JERML	TA_SELML
<b>Mat</b> Mahogany, Lacquered	<b>Mat</b> Mahogany, Lacquered	<b>Mat</b> Mahogany, Lacquered
TA_BUTWL	<b>Dim</b> 610 × 444 × 57 mm 24 × 17.4 × 2.2 in	<b>Dim</b> 640 × 445 × 38 mm 25.2 × 17.5 × 1.5 in
<b>Mat</b> Walnut, Lacquered	<b>MOQ</b> 1	<b>MOQ</b> 1
<b>Dim</b> 610 × 405 × 69 mm 24 × 15.9 × 2.7 in		
<b>MOQ</b> 1		
<b>Note</b> Fits: TO_GNL12 / TO_GNL24		
<b>Medium Mahogany Classic Butler Tray</b>		
TA_BUTMM		
<b>Mat</b> Mahogany, Lacquered		
<b>Dim</b> 468 × 303 × 69 mm 18.4 × 11.9 × 2.7 in		
<b>MOQ</b> 1		


## Materials and Colours




Oak



Walnut



Mahogany







Black



## Trays

Craster trays provide light and yet sturdy serving surfaces that will accommodate both traditional English and Continental breakfasts. Legs are perfectly designed to lock when folded and also when extended.






			
<b>Modern Breakfast Tray with Legs</b>	<b>Classic Breakfast Tray with legs</b>	<b>Butler Tray Stand</b>	<b>Single Steel Tray Racks</b>
TA_ML001	TA_BTW	SR_BTSM	TO_GNL12
<b>Mat</b> Stained Wenge	<b>Mat</b> Walnut, Lacquered	<b>Mat</b> Mahogany, Lacquered	<b>Mat</b> Powder Coated Steel
<b>Open</b>	<b>Open</b>	SR_BTSSBO	<b>Dim</b> 690 × 478 × 1674 mm 27.1 × 18.8 × 65.9 in
<b>Dim</b> 626 × 400 × 285 mm 24.6 × 15.7 × 11.2 in	<b>Dim</b> 600 × 450 × 304 mm 23.6 × 17.7 × 12 in	<b>Mat</b> Black, Lacquered	<b>MOQ</b> 1
<b>Closed</b>	<b>Closed</b>	SR_BTSW	<b>Double Steel Tray Racks</b>
<b>Dim</b> 626 × 400 × 73 mm 24.6 × 15.7 × 2.9 in	<b>Dim</b> 600 × 450 × 92 mm 23.6 × 17.7 × 3.6 in	<b>Mat</b> Walnut, Lacquered	TO_GNL24
<b>MOQ</b> 1	<b>MOQ</b> 1	<b>Dim</b> 565 × 355 × 715 mm 22.2 × 14 × 28.1 in	<b>Mat</b> Powder Coated Steel
		<b>MOQ</b> 1	<b>Dim</b> 1355 × 478 × 1674 mm 53.3 × 18.8 × 65.9 in
		<b>Note</b> Fits: All trays except for Medium Classic Butler Tray and Square Modern Tray	<b>MOQ</b> 1
			<b>Note</b> Fits: TA_CMML / TA_CMBOL / TA_CMOL / TA_CMSSBO / TA_BUTML / TA_BUTWL / TA_BUTOL Clearance between runners is 120 mm / 4.7 in Fits fully prepared Room Service Trays

## Folding Tray Table

Designed as a contactless delivery solution for In-Room Dining, Poolside Service and Lounge or Restaurant table extension. The versatile Folding Tray Table has powerful magnets that connect it to the base and can easily detach for ease of storage. Available with locking magnets in Tall or without in Tall or Short sizes.



		
<b>Folding Tray Table, Tall – Locking</b>	<b>Folding Tray Table, Tall – Non-locking</b>	<b>Folding Tray Table, Short – Non-locking</b>
SET_LT_WN002	SET_FT_WN002	SET_FT_WN001
<b>Mat</b> Walnut, Lacquered	<b>Mat</b> Walnut, Lacquered	<b>Mat</b> Walnut, Lacquered
<b>Dim</b> 400 × 600 × 749 mm 15.8 × 23.6 × 29.5 in	<b>Dim</b> 400 × 600 × 749 mm 15.8 × 23.6 × 29.5 in	<b>Dim</b> 400 × 600 × 459 mm 15.8 × 23.6 × 18.1 in
<b>MOQ</b> 1	<b>MOQ</b> 1	<b>MOQ</b> 1

Watch the Video



## Wave Tray

Understated elegance complements the underlying innovation behind the Wave Tray. Designed with a robust non-slip rubber over moulding, the tray surface will never peel, meaning reduced replacements and a dishwasher safe, hard-performing finish. The tray's miniature locating feet are intelligently engineered to allow for aeration when stacked, with no water build up or residue, enabling reduced maintenance and a consistent, high-quality experience.



### Wave Tray

TA_SGW	
Mat	ABS
Dim	460 × 318 × 25 mm 18.1 × 12.5 × 1 in
MOQ	1
Note	Features: Anti-slip functionality

## Classic And Service Trolleys

Available with or without folding sides, our durable trolleys feature a reinforced frame and are ideal for front-of-house service. Custom glass inserts are available upon request. Trolleys are available in natural and black lacquered oak.



### Trolley with Folding Sides

TO_LDTBLK	
Mat	Black, Lacquered
MOQ	1
TO_LDT	
Mat	Oak, Lacquered
MOQ	1
Dim	1922 × 585 × 954 mm 75.7 × 23 × 37.5 in
Note	Fits: Craster Service Trays Features: Rubber Bumpers, Locking Castors, Brushed Stainless Steel Handle



### Black Service Tray Trolley

TO_LDTBNF	
Mat	Black, Lacquered
MOQ	5
TO_LDTNF	
Mat	Oak, Lacquered
MOQ	5
Dim	1075 × 585 × 954 mm 42.3 × 23 × 37.5 in
Note	Fits: Craster Service Trays Features: Rubber Bumpers, Locking Castors, Brushed Stainless Steel Handle



### Black Modern Tray Trolley

TO_CCTOB	
Mat	Black, Lacquered
MOQ	1
TO_CCTO	
Mat	Oak, Lacquered
MOQ	5
Dim	915 × 535 × 959 mm 36 × 21 × 37.8 in
Note	Fits: Craster Modern Trays Features: Rubber Bumpers, Locking Castors, Brushed Stainless Steel Handle Assembly required



# Conference & Events





## Line Table

Line is a unique folding table solution at the fore of space design. The lightweight, hygienic tops and compact folding leg system combine to offer advances in the evolution of linenless table design.

Line Table pairs operational innovation in intuitive, single-person setup and hygienic surfaces with a residential, discreet aesthetic.



Watch the Video







**Intuitive Set-Up**

Intuitive locking system and ergonomic grip for seamless set-up, breakdown and changeover. No tools required.

**Wipe-Clean Hygiene**

Each table features an intuitive locking system, with ergonomic grip for single-person seamless set-up, breakdown and change over. ISO 22196 compliant laminate tops offer wipe-clean ease.

**Compact Storage**

Legs collapse to 42mm (1.7 inches), with tops slotting underneath on the trolley for class-leading storage density back-of-house.





# Line Table System

The Line Table System is available in two sizes – 1800mm and 1500mm – and in four different shapes – rectangular, classroom, trapezoid and half round – to create various configurations to suit any space requirement.

Line consists of five different elements: table tops, legs, modesty panels (optional), cable management (optional) and trolleys.

Also available in dimensions 1800 × 600 mm and 1500 × 600 mm.

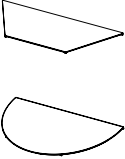


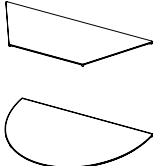


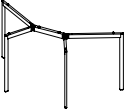

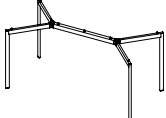


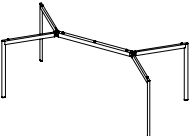
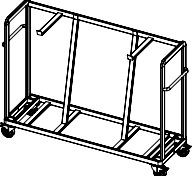
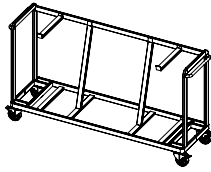
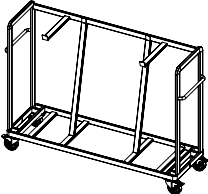
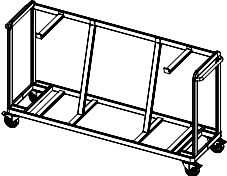
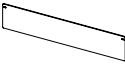
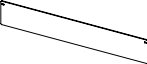

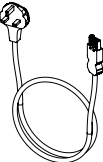
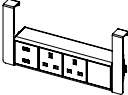
Please contact your Craster representative for further information.

1800 Range

1800 × 900 mm  
71 × 35.4 in

1500 Range

1500 × 750 mm  
59 × 29.5 in

Table Tops	<div></div> <div><div>1800 Rectangle</div><div>1800 Classroom</div><div>1800 Trapezoid / Half Round</div><div>1500 Rectangle</div><div>1500 Classroom</div><div>1500 Trapezoid / Half Round</div></div>
Legs	<div></div> <div><div>1800 Rectangle</div><div>1800 Classroom</div><div>1800 Trapezoid / Half Round</div><div>1500 Rectangle</div><div>1500 Classroom</div><div>1500 Trapezoid / Half Round</div></div>
Storage Trolleys	<div></div> <div><div>1800 Rectangle / Classroom</div><div>1800 Trapezoid / Half Round</div><div>1500 Rectangle / Classroom</div><div>1500 Trapezoid / Half Round</div></div>
Modesty Panels	<div></div> <div><div>1800</div><div>1500</div></div>
Cable Management	<div></div>





















• Denotes 'Gold' product

# Line Table Tops

Line Table top sizes and shapes are shown below. Table top finish customisation is available – see below for options.  
Also available in dimensions 1800 × 600 mm and 1500 × 600 mm.  
Please contact your Craster representative for further information.

			
<b>Line 1800 Rectangle Top</b>	<b>Line 1800 Classroom Top</b>	<b>Line 1800 Trapezoid Top</b>	<b>Line 1800 Half Round Top</b>
CB_TR1890 (*B11, *B13, *D15, * B42, *D45, *B01)	CB_TC1845 (*B11, *B13, *D15, * B42, *D45, *B01)	CB_TT1890 (*B11, *B13, *D15, * B42, *D45, *B01)	CB_TH1890 (*B11, *B13, *D15, * B42, *D45, *B01)
<b>Mat</b> HPL, PU Edge	<b>Mat</b> HPL, PU Edge	<b>Mat</b> HPL, PU Edge	<b>Mat</b> HPL, PU Edge
<b>Dim</b> 1800 × 900 × 25 mm 71 × 35.4 × 1 in	<b>Dim</b> 1800 × 450 × 25 mm 71 × 17.7 × 1 in	<b>Dim</b> 1800 × 780 × 25 mm 71 × 30.7 × 1 in	<b>Dim</b> 1800 × 900 × 25 mm 71 × 35.4 × 1 in
<b>MOQ</b> 10	<b>MOQ</b> 10	<b>MOQ</b> 10	<b>MOQ</b> 10
			
<b>Line 1500 Rectangle Top</b>	<b>Line 1500 Classroom Top</b>	<b>Line 1500 Trapezoid Top</b>	<b>Line 1500 Half Round Top</b>
CB_TR1575 (*B01, *B11, *B13, *D15, * B42, *D45)	CB_TC1545 (*B01, *B11, *B13, *D15, * B42, *D45)	CB_TT1575 (*B11, *B13, *D15, * B42, *D45, *B01)	CB_TH1575 (*B11, *B13, *D15, * B42, *D45, *B01)
<b>Mat</b> HPL, PU Edge	<b>Mat</b> HPL, PU Edge	<b>Mat</b> HPL, PU Edge	<b>Mat</b> HPL, PU Edge
<b>Dim</b> 1500 × 750 × 25 mm 59 × 29.5 × 1 in	<b>Dim</b> 1500 × 450 × 25 mm 59 × 17.7 × 1 in	<b>Dim</b> 1500 × 650 × 25 mm 59 × 25.6 × 1 in	<b>Dim</b> 1500 × 750 × 25 mm 59 × 29.5 × 1 in
<b>MOQ</b> 10	<b>MOQ</b> 10	<b>MOQ</b> 10	<b>MOQ</b> 10

## Table Tops And Edge

					
<b>B11</b> Tobacco + Black	<b>B13</b> Light Walnut + Black	<b>D15</b> Acacia + Grey	<b>B42</b> Dark Marble + Black	<b>D45</b> White Marble + Grey	<b>B01</b> Érable + Black



• Denotes 'Gold' product

## Line Table Legs

Line Table legs are shown in Black (B00) below. Table leg finish customisation is available – see below for options.



### Line 1800 Rectangle Legs

CB\_LR1890 (\*B00, \*D00)

**Mat** Powder Coated Steel

#### Open

**Dim** 1800 × 900 × 722 mm  
71 × 35.4 × 28.4 in

#### Folded

**Dim** 2174 × 42 × 722 mm  
85.6 × 1.7 × 28.4 in

**MOQ** 20

**Note** Fits: 1800 Rectangle products



### Line 1800 Classroom Legs

CB\_LC1845 (\*B00, \*D00)

**Mat** Powder Coated Steel

#### Open

**Dim** 1800 × 450 × 722 mm  
71 × 17.7 × 28.4 in

#### Folded

**Dim** 1987 × 42 × 722 mm  
78.2 × 1.7 × 28.4 in

**MOQ** 20

**Note** Fits: 1800 Classroom products



### Line 1800 Trapezoid / Half Round Legs

CB\_LT1890 (\*B00, \*D00)

**Mat** Powder Coated Steel

#### Open

**Dim** 1800 × 780 × 722 mm  
71 × 30.7 × 28.4 in

#### Folded

**Dim** 1993 × 42 × 722 mm  
78.5 × 1.7 × 28.4 in

**MOQ** 20

**Note** Fits: 1800 Trapezoid products



### Line 1500 Rectangle Legs

CB\_LR1575 (\*B00, \*D00)

**Mat** Powder Coated Steel

**MOQ** 20

#### Open

**Dim** 1500 × 750 × 722 mm  
59 × 29.5 × 28.4 in

#### Folded

**Dim** 1812 × 42 × 722 mm  
71.3 × 1.7 × 28.4 in

**Note** Fits: 1500 Rectangle products



### Line 1500 Classroom Legs

CB\_LC1545 (\*B00, \*D00)

**Mat** Powder Coated Steel

**MOQ** 20

#### Open

**Dim** 1500 × 450 × 722 mm  
59 × 17.7 × 28.4 in

#### Folded

**Dim** 1687 × 42 × 722 mm  
66.4 × 1.7 × 28.4 in

**Note** Fits: 1500 Classroom products



### Line 1500 Trapezoid / Half Round Legs

CB\_LT1575 (\*B00, \*D00)

**Mat** Powder Coated Steel

#### Open

**Dim** 1500 × 650 × 722 mm  
59 × 25.6 × 28.4 in

#### Folded

**Dim** 1658 × 42 × 722 mm  
65.3 × 1.7 × 28.4 in

**MOQ** 20

**Note** Fits: 1500 Trapezoid products

### Legs



**B00**  
Black



**D00**  
Grey





• Denotes 'Gold' product

## Line Modesty Panels

Line Table modesty panels are shown in Black (B00) below. Modesty panel customisation is available – see below for options.

	
<b>Line 1800 Rectangle / Classroom Modesty Panel</b>	<b>Line 1500 Rectangle / Classroom Modesty Panel</b>
CB_MRCF5 (*B00, *D00)	CB_MRBE5 (*B00, *D00)
<b>Mat</b> PET Fiber	<b>Mat</b> PET Fiber
<b>Dim</b> 1686 × 280 × 10 mm 66.4 × 11 × 0.4 in	<b>Dim</b> 1386 × 280 × 10 mm 54.6 × 11 × 0.4 in
<b>MOQ</b> 40	<b>MOQ</b> 40
<b>Modesty Panel</b>	

- **B00**  
Black
- **D00**  
Light Grey

## Line Cable Management

Line Table power units have been designed to fit discreetly beneath tables, with a subtle cable management sleeve to reduce trip hazards and unsightly wires. Equipped with male and female sockets, each unit can be daisy chained together, with magnetic clips provided to channel cables discreetly along table frames. Intelligently-designed USB A and C outlets for mobile and laptop charging may be toggled in and out and replaced without affecting adjacent sockets.







Available in North American, EU (Schuko), UK/IRL and Japanese sockets as standard. Other regional sockets available upon request.

	
<b>Line Under Desk Power Set</b>	<b>Line Cable Management Sleeve</b>
CB_PSUUK	CB_CAAA6B00
<b>MOQ</b> 1	<b>Mat</b> Rigid UPVC
<b>Note</b> 2 plugs, A+C USB port Includes 1 × 1.5 Metres cable, 1 × cable sleeve	<b>Dim</b> 57 × 27 × 658 mm 2.2 × 1.1 × 25.9 in
CB_PDUK	<b>MOQ</b> 1
<b>Note</b> 2 plugs, A+C USB port Includes 1 × daisy chain cable, 5 × magnetic clips. Available in regional options	

# Materials and Colours

Line Table tops are made from HPL with a durable Reef edge; table legs are available in complementing colours. Craster recommends the material and colour selection below. Bespoke options are available upon request. Our standard top comes as Erable and Black (B01). For bespoke colours, a minimum order quantity may apply.

## Table Tops And Edge

					
<b>B11</b> Tobacco + Black	<b>B13</b> Light Walnut + Black	<b>D15</b> Acacia + Grey	<b>B42</b> Dark Marble + Black	<b>D45</b> White Marble + Grey	<b>B01</b> Érable + Black

## Legs

	
<b>B00</b> Black	<b>D00</b> Grey

## Modesty Panel

	
<b>B00</b> Black	<b>D00</b> Light Grey

Line 1800 Rectangle–B11 Tobacco + Black



Line 1500 Rectangle–B13 Light Walnut + Black



Line 1800 Classroom–D15 Acacia + Grey



Line 1500 Classroom–B42 Dark Marble + Black



Line 1800 Trapezoid–D45 White Marble + Grey



Line 1500 Trapezoid–B01 Érable + Black



Line 1800 Half Round–B11 Tobacco + Black



Line 1800 Rectangle–B13 Light Walnut + Black







• Denotes 'Gold' product

## Line Trolleys

Line Table trolleys conveniently store 8 tops and legs, enabling the Line System's convenient transport before and after changeover.



Line 1800 Rectangle / Classroom Trolley

CB_SRCA3B00	
Mat	Mild Steel
Dim	2339 × 550 × 1210 mm 92 × 21.6 × 47.6 in
MOQ	2
Note	Each Trolley can fit 8 tops and legs



Line 1800 Trapezoid / Half Round Trolley

CB_STCF3B00	
Mat	Mild Steel
Dim	2158 × 550 × 1385 mm 84.9 × 21.6 × 54.5 in
MOQ	2
Note	Each Trolley can fit 8 tops and legs



Line 1500 Rectangle / Classroom Trolley

CB_SRBA3B00	
Mat	Mild Steel
Dim	1977 × 550 × 1060 mm 77.8 × 21.6 × 41.7 in
MOQ	2
Note	Each Trolley can fit 8 tops and legs



Line 1500 Trapezoid / Half Round Trolley

CB_STBE3B00	
Mat	Mild Steel
Dim	1823 × 550 × 1310 mm 71.8 × 21.6 × 51.6 in
MOQ	2
Note	Each Trolley can fit 8 tops and legs

## Link Table

Introducing the Link Table System, a sleek events and display table for the F&B and C&E space. Intelligently designed for intuitive setup, Link has been engineered for flexible configurations.

The Link range has been designed to complement our Line system for a seamless aesthetic across and between spaces. With a slender elliptical leg profile and central folding mechanism for easy storage, Link pairs with Line beautifully in front of house presentation and minimises back of house storage.

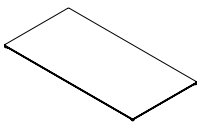
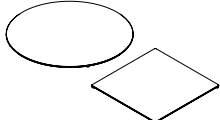

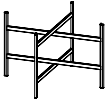
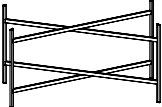
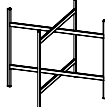
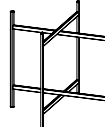
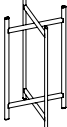
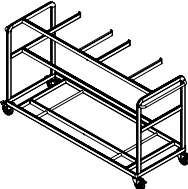

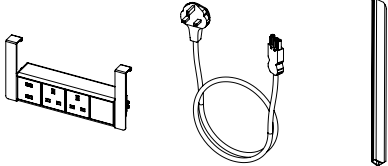
There are three table heights (1100, 900 and 740 mm) with options of toughened glass or HPL tops. New for 2024, the slimmer cocktail table footprint expands the Link range for flexible events spaces.





# Link Table System

The innovative Link Table System blends front-of-house poise with back-of-house functionality in a beautiful concept. Available in three shapes - rectangular, round and square - Link tables can be combined with different height legs to create nesting arrangements. Select a shape and material for the top and finish by choosing a leg height (short, medium, tall). New for 2024, the Link 600 series is an ideal cocktail table footprint. Note that 600 series tops and legs do not operate with other Link products.

	800 Range	600 Range
	1600 × 800 mm 63 × 31.5 in	1130ø / 800 × 800 mm 44.5ø / 31.5 × 31.5 in
Table Tops	<div></div> <div>800 Rectangle</div>	<div></div> <div>800 Round / Square</div> <div></div> <div>600 Round</div>
Short Legs		800 Short
Medium Legs		 800 Medium
Tall Legs		 800 Tall 600 Tall
Storage Trolleys		 800 Rectangle 800 Round / Square
Cable Management		



## Link Reef Edge Table Tops

A highly resistant innovation, the Reef table top edge ensures longevity in the aesthetic and operation of Conference and Events ranges. The protective Reef edge offers the perfect solution for frequent setup, breakdown and back-of-house storage. Combined with laminate tops, Reef edges provide an unparalleled ease of care.

Our other HPL finishes from Line are available for Rise & Link, dependant on order quantity.



### Link Reef Edge Square Table Top

CB\_TSQ800 (\*B11, \*D41)

**Mat** HPL, Reef Edge  
**Dim** 800 × 800 × 22 mm  
31.5 × 31.5 × 0.9 in  
**MOQ** 10



### Link Reef Edge Round Table Top

CB\_TRO800 (\*B11, \*D41)

**Mat** HPL, Reef Edge  
**Dim** 1130ø × 22 mm  
44.5ø × 0.9 in  
**MOQ** 10

CB\_TRO400 (\*B42, \*B11)

**Mat** HPL, Reef Edge  
**Dim** 600ø × 25 mm  
23.6ø × 1 in  
**MOQ** 10

### Reef Edge Table Tops



**B11**  
Tobacco  
+ Black



**B42**  
Dark Marble  
+ Black

## Link Glass Table Tops

Our toughened glass tops are available in clear or grey glass.



### Link Glass Rectangle Table Top

CB\_TRE800 (\*50, \*20)

**Mat** Glass  
**Dim** 800 × 1600 × 22 mm  
31.5 × 63 × 0.9 in  
**MOQ** 10



### Link Glass Square Table Top

CB\_TSQ800 (\*50, \*20)

**Mat** Glass  
**Dim** 800 × 800 × 22 mm  
31.5 × 31.5 × 0.9 in  
**MOQ** 10



### Link Glass Round Table Top

CB\_TRO800 (\*50, \*20)

**Mat** Glass  
**Dim** 1130ø × 22 mm  
44.5ø × 0.9 in  
**MOQ** 10

CB\_TRO400 (\*50, \*20)

**Mat** HPL, Reef Edge  
**Dim** 600ø × 25 mm  
23.6ø × 1 in  
**MOQ** 10

### Glass Table Tops



**50**  
Grey



**20**  
Clear






• Denotes 'Gold' product

## Link Table Legs

With a slender elliptical leg profile and central folding mechanism, Link Table legs have been intelligently designed to demount quickly for easy storage while retaining an exceptional display front-of-house.



Link Rectangle  
Medium Table Leg

CB\_LRE890B00  
**Mat** Powder Coated Steel  
**Open**  
**Dim** 1600 × 800 × 880 mm  
63 × 31.5 × 34.6 in  
**Folded**  
**Dim** 1782 × 42 × 880 mm  
70.1 × 1.7 × 34.6 in  
**MOQ** 10



Link Square / Round  
Tall Table Leg

CB\_LSQ811B00  
**Mat** Powder Coated Steel  
**Open**  
**Dim** 800 × 800 × 1080 mm  
31.5 × 31.5 × 42.5 in  
**Folded**  
**Dim** 1131 × 42 × 1080 mm  
44.5 × 1.7 × 42.5 in  
**MOQ** 10



Link Square / Round  
Medium Table Leg

CB\_LSQ890B00  
**Mat** Powder Coated Steel  
**Open**  
**Dim** 800 × 800 × 880 mm  
31.5 × 31.5 × 34.6 in  
**Folded**  
**Dim** 1131 × 42 × 880 mm  
44.5 × 1.7 × 34.6 in  
**MOQ** 10



Link Square / Round  
Short Table Leg

CB\_LSQ874B00  
**Mat** Powder Coated Steel  
**Open**  
**Dim** 800 × 800 × 720 mm  
31.5 × 31.5 × 28.3 in  
**Folded**  
**Dim** 1131 × 42 × 720 mm  
44.5 × 1.7 × 28.3 in  
**MOQ** 10



Link Round  
Tall Cocktail Table Leg

CB\_LSQ411B00  
**Mat** Powder Coated Steel  
**Open**  
**Dim** 430 × 430 × 1080 mm  
16.9 × 16.9 × 42.5 in  
**Folded**  
**Dim** 600 × 42 × 1080 mm  
23.6 × 1.7 × 42.5 in  
**MOQ** 10

### Legs



B00  
Black

## Link Trolleys



Link Rectangle Trolley

CB\_SRE800B00  
**Mat** Powder Coated Steel  
**Dim** 2105 × 755 × 1185 mm  
82.9 × 29.7 × 46.6 in  
**MOQ** 1  
**Note** Each Trolley can fit 6 tops and legs



Link Square / Round Trolley

CB\_SSQ800B00  
**Mat** Powder Coated Steel  
**Dim** 1305 × 755 × 1185 mm  
51.4 × 29.7 × 46.6 in  
**MOQ** 1  
**Note** Each Trolley can fit 6 tops and legs



## Rise Table

The Rise Table System has been intelligently engineered to support a responsive, modular display that is both beautiful and effortlessly assembled.

Rise features a universal locator system allowing folding legs and table tops to be used in any combination. Legs are available in natural, white-washed and stained black oak, and stainless or black steel.

Square, circular and rectangular tops come in wipe-clean glass, antimicrobial HPL with hard-wearing Reef edge or oak veneer.

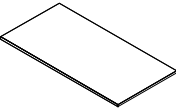
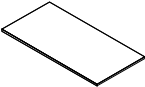
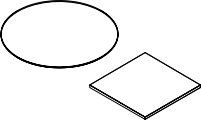
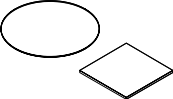
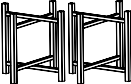
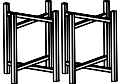


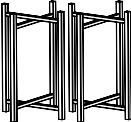
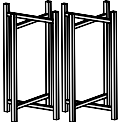
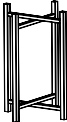

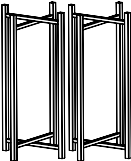
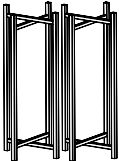


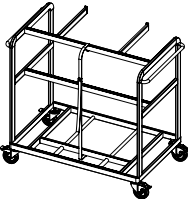




# Rise Table System

Using a universal locating system, the Rise Table System allows you to mix and match any top or legs to create the perfect solution for your buffet.

Select a size series (800 or 700), then select a shape and material for the top and finish by choosing a leg height (short, medium, tall) and a leg finish (stained wenge, painted black ash, and stainless or black steel).

	800 Double	700 Double	800	700
Table Tops	 800 Double Top	 700 Double Top	 800 Top	 700 Top
Short Legs	 800 Short	 700 Short	 800 Short	 700 Short
Medium Legs	 800 Medium	 700 Medium	 800 Medium	 700 Medium
Tall Legs	 800 Tall	 700 Tall	 800 Tall	 700 Tall
Storage Trolleys				



## Rise Reef Edge Table Tops

The aesthetic and longevity of the Rise System is ensured by the hard-wearing Reef edge, which offers the perfect solution for frequent set-up, breakdown, and back-of-house storage. Combined with laminate tops, Reef edges offer wipe-clean ease.

Our other HPL finishes from Line are available for Rise & Link, dependant on order quantity.




### Rise Reef Edge Rectangle Table Top

CB\_UT8140  
**Mat** Érable Wenge HPL, Black Reef Edge  
**MOQ** 10

CB\_UT81 (\*B11, \*B42, \*D45)  
**Mat** HPL, Reef Edge  
**MOQ** 10  
**Dim** 800 × 1600 × 25 mm  
31.5 × 63 × 1 in  
**Note** Fits: 800 products

CB\_UT71 (\*B11, \*B42, \*D45, \*40)  
**Mat** HPL, Reef Edge  
**Dim** 700 × 1400 × 25 mm  
27.6 × 65.1 × 1 in  
**MOQ** 10  
**Note** Fits: 700 products



### Rise Reef Edge Square Table Top

CB\_UT8040  
**Mat** Érable Wenge HPL, Black Reef Edge  
**MOQ** 1

CB\_UT80 (\*B11, \*B42, \*D45)  
**Mat** HPL, Reef Edge  
**MOQ** 10  
**Dim** 800 × 800 × 25 mm  
31.5 × 31.5 × 1 in  
**Note** Fits: 800 products

CB\_UT70 (\*B11, \*B42, \*D45, \*40)  
**Mat** HPL, Reef Edge  
**Dim** 700 × 700 × 25 mm  
27.6 × 27.6 × 1 in  
**MOQ** 10  
**Note** Fits: 700 products



### Rise Reef Edge Round Table Top

CB\_UT83 (\*B11, \*B42, \*D45, \*40)  
**Mat** HPL, Reef Edge  
**Dim** 1130ø × 25 mm  
44ø × 1 in  
**MOQ** 10  
**Note** Fits: 800 products

CB\_UT73 (\*B11, \*B42, \*D45, \*40)  
**Mat** HPL, Reef Edge  
**Dim** 990ø × 25 mm  
39ø × 1 in  
**MOQ** 10  
**Note** Fits: 700 products

### Reef Edge Table Tops



**B11**  
Tobacco  
+ Black



**B42**  
Dark Marble +  
Black



**D45**  
White Marble +  
Grey



**40**  
Érable Wenge  
+ Black

## Rise Veneer Table Tops


Formed of layers of oak veneer and stained to a dark wengé with solid hardwood edging, veneer table tops form an elegant solution for the Rise System.



### Rise Veneer Rectangle Table Top

CB\_UT8101  
**Mat** Veneer  
**Dim** 800 × 1600 × 25 mm  
31.5 × 63 × 1 in  
**MOQ** 10  
**Note** Fits: 800 products

CB\_UT7101  
**Mat** Veneer  
**Dim** 700 × 1400 × 25 mm  
27.6 × 55.1 × 1 in  
**MOQ** 30  
**Note** Fits: 700 products



### Rise Veneer Square Table Top

CB\_UT8001  
**Mat** Veneer  
**Dim** 800 × 800 × 25 mm  
31.5 × 31.5 × 1 in  
**MOQ** 30  
**Note** Fits: 800 products

CB\_UT7001  
**Mat** Veneer  
**Dim** 700 × 700 × 25 mm  
27.6 × 27.6 × 1 in  
**MOQ** 30  
**Note** Fits: 700 products



## Rise Glass Table Tops

Toughened glass tops enhance the hard-wearing features of Rise. Available in clear, frosted, or grey glass.



### Rise Glass Rectangle Table Top

CB\_UT81 (\*50, \*30, \*20)  
**Mat** Glass  
**Dim** 800 × 1600 × 22 mm  
31.5 × 63 × 0.9 in  
**MOQ** 5  
**Note** Fits: 800 products

CB\_UT71 (\*50, \*30, \*20)  
**Mat** Glass  
**Dim** 700 × 1400 × 22 mm  
27.5 × 55.1 × 0.9 in  
**MOQ** 5  
**Note** Fits: 700 products



### Rise Glass Square Table Top

CB\_UT8020  
**Mat** Clear Glass  
**MOQ** 1  
  
CB\_UT80 (\*50, \*30)  
**Mat** Glass  
**MOQ** 5  
**Dim** 800 × 800 × 22 mm  
31.5 × 31.5 × 0.9 in  
**Note** Fits: 800 products

CB\_UT70 (\*50, \*30, \*20)  
**Mat** Glass  
**Dim** 700 × 700 × 22 mm  
27.5 × 27.6 × 0.9 in  
**MOQ** 5  
**Note** Fits: 700 products



### Rise Glass Round Table Top

CB\_UT83 (\*50, \*30, \*20)  
**Mat** Glass  
**Dim** 1130ø × 22 mm  
44.5ø × 0.9 in  
**MOQ** 5  
**Note** Fits: 800 products

CB\_UT73 (\*50, \*30, \*20)  
**Mat** Glass  
**Dim** 990ø × 22 mm  
39ø × 0.9 in  
**MOQ** 5  
**Note** Fits: 700 products

### Glass Table Tops



50

Grey



30

Frosted



20

Clear

• Denotes 'Gold' product

## Rise Table Legs

Rise Table legs are available in three heights, with material options of stained wenge, painted black ash, and stainless or black steel.

Link trolleys are compatible with Rise system, see page 133 for options.



### Rise 800 Tall Table Leg

CB\_UL8401  
**Mat** Stained Wenge  
**MOQ** 30

CB\_UL8410  
**Mat** Stainless Steel  
**MOQ** 30

CB\_UL8420  
**Mat** Black Powder Coated Steel  
**MOQ** 30

#### Open

**Dim** 787 × 787 × 1090 mm  
31 × 31 × 42.9 in

#### Folded

**Dim** 826 × 73/95 × 1090 mm  
32.5 × 2.9/3.7 × 42.9 in

**Note** Fits: 800 products



### Rise 800 Medium Table Leg

CB\_UL8201  
**Mat** Stained Wenge  
**MOQ** 30

CB\_UL8210  
**Mat** Stainless Steel  
**MOQ** 30

CB\_UL8220  
**Mat** Black Powder Coated Steel  
**MOQ** 30

#### Open

**Dim** 787 × 787 × 890 mm  
31 × 31 × 35 in

#### Folded

**Dim** 826 × 73/95 × 890 mm  
32.5 × 2.9/3.7 × 35 in

**Note** Fits: 800 products



### Rise 800 Short Table Leg

CB\_UL8101  
**Mat** Stained Wenge  
**MOQ** 30

CB\_UL8110  
**Mat** Stainless Steel  
**MOQ** 30

CB\_UL8120  
**Mat** Black Powder Coated Steel  
**MOQ** 30

#### Open

**Dim** 787 × 787 × 690 mm  
31 × 31 × 27.2 in

#### Folded

**Dim** 826 × 73/95 × 690 mm  
32.5 × 2.9/3.7 × 27.2 in

**Note** Fits: 800 products



### Rise 700 Tall Table Leg

CB\_UL74 (\*01, \*10, \*20)  
**Mat** See options below

#### Open

**Dim** 696 × 696 × 1090 mm  
27.4 × 27.4 × 42.9 in

#### Folded

**Dim** 734 × 73/95 × 1090 mm  
28.9 × 2.9/3.7 × 42.9 in

**MOQ** 30

**Note** Fits: 700 products



### Rise 700 Medium Table Leg

CB\_UL72 (\*01, \*10, \*20)  
**Mat** See options below

#### Open

**Dim** 696 × 696 × 890 mm  
27.4 × 27.4 × 35 in

#### Folded

**Dim** 734 × 73/95 × 890 mm  
28.9 × 2.9/3.7 × 35 in

**MOQ** 30

**Note** Fits: 700 products



### Rise 700 Short Table Leg

CB\_UL71 (\*01, \*10, \*20)  
**Mat** See options below

#### Open

**Dim** 696 × 696 × 690 mm  
27.4 × 27.4 × 27.2 in

#### Folded

**Dim** 734 × 73/95 × 690 mm  
28.9 × 2.9/3.7 × 27.2 in

**MOQ** 30

**Note** Fits: 700 products

### Legs



01

Stained Wenge



10

Stainless Steel



20

Black Powder  
Coated Steel



# Bedroom







• Denotes 'Gold' product

# Tea Service

Simple, elegant hospitality tea and coffee presentation pieces in lavish materials.



Walnut Three-Piece Luxury Tea Set

TA\_LTSFW

Mat Walnut

Large Tray

Dim 427 × 292 × 25 mm  
16.8 × 11.5 × 1 in

Small Tray

Dim 280 × 162 × 25 mm  
11 × 6.4 × 1 in

Tea Caddy

Dim 280 × 77 × 87 mm  
11 × 3 × 3.4 in

MOQ 1



Large Walnut Tea Tray

TA\_LTSFW.1

Mat Walnut

Dim 427 × 292 × 25 mm  
16.8 × 11.5 × 1 in

MOQ 1



Small Walnut Tea Tray

TA\_LTSFW.2

Mat Walnut

Dim 280 × 162 × 25 mm  
11 × 6.4 × 1 in

MOQ 1



Walnut Tea Caddy

TA\_LTSFW.3

Mat Walnut

Dim 280 × 77 × 87 mm  
11 × 3 × 3.4 in

MOQ 1

# Amenities Presentation

Craster’s select range of exquisite products for the bedroom and bathroom environment. Strong, durable materials mean these products can withstand moisture-rich environments.



Walnut Tissue Box

AP\_364\_W  
Mat Walnut  
Dim 132×132×137 mm  
5.2×5.2×5.4 in  
MOQ 1



Faux Leather Tissue Box

AP\_367\_H  
Mat Espresso Brown Faux Leather / Suede Inner  
Dim 138×138×140 mm  
5.4×5.4×5.5 in  
MOQ 100



Faux Leather Laundry Box

AP\_LB005  
Mat Espresso Brown Faux Leather / Suede Inner  
Dim 380×300×130 mm  
14.9×11.8×5.1 in  
MOQ 50



Faux Leather Box

AP\_LB004  
Mat Espresso Brown Faux Leather / Suede Inner  
Dim 200×265×55 mm  
7.8×10.4×2.2 in  
MOQ 50  
Note Customisable inserts available



Faux Leather Waste Bin

AP\_367\_G  
Mat Espresso Brown Faux Leather with Stainless Steel Rim and Removable Fire Resistant Metal Liner  
Dim 209×209×257 mm  
8.2×8.2×10.1 in  
MOQ 25

• Denotes 'Gold' product



Stainless Steel Tissue Box

AP\_317\_J  
Mat Stainless Steel  
Dim 122×122×135 mm  
4.8×4.8×5.3 in  
MOQ 1



Stainless Steel Soap Dish

AP\_317\_K  
Mat Stainless Steel  
Dim 100×60×20 mm  
3.9×2.4×0.8 in  
MOQ 1



## Luggage Racks

Luggage racks combine rigid construction and beautifully finished materials. The integrated backboard prevents luggage from damaging the walls.



Luggage Rack with Backboard

SR_LUGBO	SR_LUGBW
Mat Oak	Mat Walnut
Dim 655 × 417 × 530 mm 25.8 × 16.4 × 20.9 in	
MOQ 40	
Note Materials available depending on order quantity	



Bedroom Luggage Rack

SR_LUGBLK	SR_LUGW
Mat Black	Mat Walnut
SR_LUGO	
Mat Oak	
Dim 655 × 417 × 466 mm 25.8 × 16.4 × 18.3 in	
MOQ 40	
Note Materials available depending on order quantity	

Materials and Colours



Oak



Walnut



Mahogany



Black

## Shaker Bins and Storage

Made from fine Scandinavian AeroPLY in the tradition of 19<sup>th</sup> century American Shaker community, the Shaker range adds a touch of luxury to the bedroom or bathroom.



Shaker Large Luxury Waste Bin

SH_LWBW
Mat Birch Stained Walnut
MOQ 1
SH_LW003
Mat Birch Stained Black
MOQ 1
Dim 325 × 247 × 305 mm 12.7 × 9.7 × 12 in



Shaker Small Luxury Waste Bin

SH_LW001
Mat Birch Stained Walnut
MOQ 60
SH_LW002
Mat Birch Stained Black
MOQ 60
Dim 240 × 180 × 225 mm 9.4 × 7.1 × 8.8 in

Materials and Colours



Walnut



Black



*Printed on FSC certified paper. Please recycle this Craster publication.*

*Separate cover and binding from pages. Pages are widely recyclable.*

*Consult your local recycling guidelines for cover and binding.*



***To discover more, visit us online or contact the team:  
info@craster.com***

CRASTER LTD

Suite 216, Great Western Studios  
65 Alfred Road, London W2 5EU

[www.craster.com](http://www.craster.com)

Europe +44 (0) 203 004 4750 – USA +1 732 543 7862





Craster Ltd.  
Great Western Studios  
65 Alfred Road  
London W2 5EU

(UK) +44 (0)203 004 4750  
(USA) +1 732 543 7862  
[info@craster.com](mailto:info@craster.com)  
[www.craster.com](http://www.craster.com)

craster

