



**WÜSTHOF**

Made in Solingen

CATALOGUE **2025**





**VIOLA WÜSTHOF**

“A WÜSTHOF moment provides a boost  
to your daily routine.”

## Content

# 8 Knives



### SERIES

- 12 Performer
- 16 Amici
- 22 Ikon
- 30 Crafter
- 36 Classic Ikon
- 60 Classic
- 116 Gourmet
- 130 Junior
  
- 132 Mincing Knives
- 133 Chinese Chef's Knives
- 134 Cleaver
- 135 Cheese Knives

# 136 Storage



- 138 Knife Blocks
- 144 Magnetic Bars
- 147 Knife Rolls
- 148 Knife Cases
- 150 Blade Guards
- 151 Magnetic Blade Guards
- 152 In-drawer Knife Organiser

## 154 Sharpening



- 156 Easy Edge Electric Knife Sharpener
- 158 Diamond & Ceramic Knife Sharpeners
- 159 Honing Steels
- 162 Hand-Held Knife Sharpeners
- 163 Display Knife Sharpeners
- 164 Whetstones

## 174 Shears

- 174 Kitchen Shears
- 176 Poultry Shears

## 166 Care



- 168 Cutting Boards

## 177 Accessories

- 177 Oyster Openers
- 178 Spatulas
- 180 Miscellaneous

For production reasons, the dimensions stated in this catalogue can differ slightly. We reserve the right to make technical changes.

MADE IN SOLINGEN FOR OVER 200 YEARS

## 7 generations, 1 vision

Premium knives for you



It all started in a quaint little cottage in the Weinsberg valley in Solingen, Germany. Here, in 1814, Johann Abraham Wüsthof founded our family company. From those humble beginnings, over the course of seven generations, the company has grown into a global premium knife brand. With our company still in family hands, we remain united by our passion for the art of forging – and the magic of preparing

fresh food. Our name is synonymous with quality and craftsmanship. Our knives will continue to inspire food fans all over the world for the next 200 years.

**Loyal and committed to our roots in the 'City of Blades', our knives are 100% made in Solingen, Germany.**

COMPANY

## Location

Made in Solingen



Our company is fully committed to our location in Solingen, Germany. This is where we have three high-output, ultra-modern production facilities (Kronprinzenstraße and Lindgesfeld) covering a total of approximately 22,000 m<sup>2</sup>.

Since all forged WÜSTHOF knives are 100% manufactured in Solingen, Germany, this qualifies us to bear the Made in Solingen / Germany label.



## Why Solingen?

The home of the company



- Located in Western Germany near the banks of the Wupper River, Solingen has been home to master blacksmiths for **over 2,000 years**
- The many **creeks and spillways** of the river were perfectly suited to provide power for the production of blades in the 18th and 19th centuries
- Favorable conditions supported Solingen's famous '**Kotten**', small workshops where workers forged, hardened, ground, and polished blades to make knives and shears
- WÜSTHOF continues to call picturesque Solingen its **home**



# The WÜSTHOF Sharpening Process

## Precision Edge Technology

Those who decide on a WÜSTHOF knife can expect something special. The forged blade is formed from one single piece of high-quality chromium molybdenum vanadium steel with the formula for optimum sharpness: X50 Cr MoV 15. It is hardened to 58° Rockwell during the manufacturing process.

From the beginning we therefore create the basis for the most important feature of a knife – its sharpness, long-lasting robustness and ability to facilitate precise resharpening.

### THE FORMULA FOR OPTIMUM SHARPNESS / X50 CR MOV 15

<b>X</b>	Stainless steel	Stainless steel: the base material of our knives
<b>50</b>	Carbon component	Amounting to 0.5% – the carbon component is important for the hardness of the blade and therefore for the sharpness of the knife.
<b>Cr</b>	Chromium	The additional alloy ensures a particularly high rust resistance in the finished knives.
<b>Mo</b>	Molybdenum	An alloy element which supports the strength and corrosion resistance of our knives.
<b>V</b>	Vanadium	Increases strength and toughness to reduce wear and tear on the blades.
<b>15</b>	Chromium content	Amounting to 15%

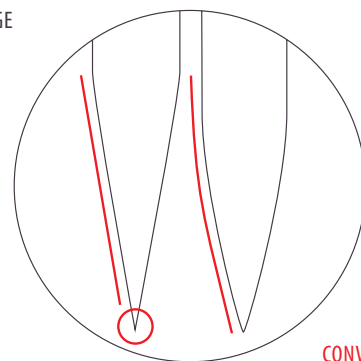
The most important thing for a good knife is a particularly sharp blade – both during its first use and for a long time after.

With the Precision Edge Technology (PEtec) developed by WÜSTHOF, we possess a unique process for superior blade geometry. In doing so, each individual knife is measured by a laser just before grinding. The optimum sharpening angle is calculated immediately and a precision robot sharpens the knife on the whetstone, before the knife is given its ultimate sharpness using a special buff wheel.

### THE ADVANTAGES OF THE PETEC PROCESS

- Blade is extremely pointed and straight
- Extraordinarily long service life of the cutting edge
- Optimal geometry along the entire blade length
- Always consistently high and reproducible quality with extreme initial cutting performance

PRECISION EDGE TECHNOLOGY



COMPUTER CONTROLLED CUTTING

CONVENTIONAL BUFFING

# The forged Chef's Knife

Outstanding features make every cutting a true pleasure

## BLADE SURFACE

The blade is forged from one piece of WÜSTHOF Steel and hardened to 58 Rockwell. This makes our knives extremely sharp, robust, long lasting and easy to resharpen.

## BLADE SPINE

Ground perfectly smooth – 'burred', in technical terms – a significant sign of quality. It is broader than the cutting edge and suitable for cracking shellfish or nuts.



## CUTTING ANGLE

The sharpness of the blade depends on the cutting angle of the WÜSTHOF sharpening process. The smaller the angle, the sharper the blade – for most kitchen knives this is about 29°. WÜSTHOF kitchen knives are usually ground on both sides, resulting in an angle of 14.5° on each side.

## GRIND (OR CUTTING EDGE)

Manufactured using our special WÜSTHOF sharpening process, this allows for long-lasting, clean and precise movements. The point is used for fine incisions. The light curve is perfect for mincing herbs. Soft vegetables are cut using the front part of the blade. Hard foods are effortlessly chopped using the rear part where the transfer of weight is greatest, reducing your effort.

# Classic Chef's Knife

1040100120

## **BOLSTER**

The thickening between blade and handle is a characteristic feature of forged quality. The knife sits securely in your hand, thanks to the pleasing weight of the bolster.

## **RIVETS**

Made of stainless steel, these fix the handle scales securely and durably to the tang.



## **BIT**

The bit is the rear part of the blade, and, if the knife has a full bolster, it also protects your fingers while working.

## **TANG**

An extension of the blade through the knife handle, the tang gives the knife its stability. Together with the bolster, it ensures balance and effortless work.

## **HAND GUARD**

The handle curves slightly in your hand so that it doesn't slip, ensuring your knife is always held securely.

## SERIES OVERVIEW

### Forged knives

CLASSIC



*Crafter*



**SERIES OVERVIEW**

CLASSIC IKON



IKON



AMICI



PERFORMER



**Non-forged knives**

GOURMET



JUNIOR



# Performer Chef's Knife

Ultra-hard Diamond-like Carbon (DLC) coated blade

Extremely low friction resistance thanks to DLC

Surface hardness of 1,650 Vickers compared to approximately 650 Vickers without DLC

Dynamic handling thanks to the full bolster geometry (forged thickening between the blade and handle)

Non-slip handle with Hexagon Power Grip® texture



Sharpening angle: 29° / Final hand-polished finish

Exceptional sharpness that lasts

Dishwasher safe\*

Ergonomic handle design

Full tang (extension of the blade under the handle)

Precision-forged from a single piece of knife steel



The knives from the Performer series are packaged in a printed box (see image) and listed in the catalogue with the corresponding item number and EAN code.



#### **HAND GUARD**

The knife handle sits perfectly in your palm, curving into your hand to prevent slipping.



#### **FULL BOLSTER**

The full bolster reliably protects your fingers when preparing and plating fresh food; the balance makes agile and precise work easier.



#### **BLADE**

The ultra-hard DLC coating allows the blade to glide through any food with uncompromising ease thanks to its moisture-beading, water-repellent properties.



#### **HOLLOW EDGE**

Small air pockets are created by the dimples or indentations on the blade. These have a positive effect so that thin slices and soft, sticky food items are easier to remove from the blade.



#### **PRECISION DOUBLE-SERRATED EDGE**

The bread knife with a unique double-serrated edge cuts hard crusts just as easily as soft bread or large fruits, such as melons. From the very first time you use it, you can feel the difference compared to traditional serrated edges.

**PARING KNIFE**

1061200409 / 4002293112046

WEIGHT: 55 G / BLADE LENGTH: 9 CM / BLADE WIDTH: 2.0 CM / ITEM LENGTH: 20.0 CM

PACKAGING DIMENSIONS:  $\boxtimes$  24.5  $\times$   $\boxplus$  7.0  $\times$   $\boxtimes$  1.7 CM / SHIPPING WEIGHT: 160 G



**CHEF'S KNIFE**

1061200116 / 4002293112015

WEIGHT: 168 G / BLADE LENGTH: 16 CM / BLADE WIDTH: 4.0 CM / ITEM LENGTH: 28.8 CM

PACKAGING DIMENSIONS:  $\boxtimes$  32.0  $\times$   $\boxplus$  7.0  $\times$   $\boxtimes$  2.3 CM / SHIPPING WEIGHT: 227 G



**CHEF'S KNIFE**

1061200120 / 4002293112022

WEIGHT: 257 G / BLADE LENGTH: 20 CM / BLADE WIDTH: 4.7 CM / ITEM LENGTH: 34.2 CM

PACKAGING DIMENSIONS:  $\boxtimes$  36.5  $\times$   $\boxplus$  8.0  $\times$   $\boxtimes$  2.5 CM / SHIPPING WEIGHT: 360 G



**SANTOKU HOLLOW EDGE**

1061231317 / 4002293112039

WEIGHT: 169 G / BLADE LENGTH: 17 CM / BLADE WIDTH: 4.6 CM / ITEM LENGTH: 30.6 CM

PACKAGING DIMENSIONS:  $\boxtimes$  36.5  $\times$   $\boxplus$  8.0  $\times$   $\boxtimes$  2.5 CM / SHIPPING WEIGHT: 242 G



**ROTOKU HOLLOW EDGE**

1061237317 / 4002293132617

WEIGHT: 228 G / BLADE LENGTH: 23 CM / BLADE WIDTH: 5.6 CM / ITEM LENGTH: 31.2 CM

PACKAGING DIMENSIONS:  $\boxtimes$  36.5  $\times$   $\boxplus$  8.0  $\times$   $\boxtimes$  2.5 CM / SHIPPING WEIGHT: 360 G





**BREAD KNIFE PRECISION DOUBLE-SERRATED**

1061201123 / 4002293116440

WEIGHT: 280 G / BLADE LENGTH: 23 CM / BLADE WIDTH: 4.0 CM / ITEM LENGTH: 36.7 CM

PACKAGING DIMENSIONS:  $\boxtimes$ 45.0  $\times$   $\boxplus$ 8.0  $\times$   $\boxtimes$ 2.5 CM / SHIPPING WEIGHT: 360 G



**CARVING KNIFE**

1061204826 / 4002293132075

WEIGHT: 221 G / BLADE LENGTH: 26 CM / BLADE WIDTH: 4.0 CM / ITEM LENGTH: 39.5 CM

PACKAGING DIMENSIONS:  $\boxtimes$ 45.0  $\times$   $\boxplus$ 8.0  $\times$   $\boxtimes$ 2.5 CM / SHIPPING WEIGHT: 340 G



**KNIFE BLOCK SET 5 PIECES**

1091270402 / 4002293135052

WEIGHT: 5500 G / HEATTREATED BEECH WITH STAINLESS STEEL /  $\boxtimes$ 36.5  $\times$   $\boxplus$ 43.0  $\times$   $\boxtimes$ 21.5 CM

PACKAGING DIMENSIONS:  $\boxtimes$ 28.3  $\times$   $\boxplus$ 15.3  $\times$   $\boxtimes$ 43.2 CM / SHIPPING WEIGHT: 6350 G



-  1061200409 PARING KNIFE / 9 CM
-  1061231317 SANTOKU / 17 CM
-  1061200120 CHEF'S KNIFE / 20 CM
-  1061201123 BREAD KNIFE PRECISION DOUBLE-SERRATED / 23 CM
- 2097270701 KNIFE BLOCK

## Amici Chef's Knife

Hardness: 58 Rockwell

Polished

Full bolster

Exceptional handle made from Calabrian olive wood

Final hand-polished edge

Full tang

Total length: 33.4 cm



The knives from the Amici series are packaged in a premium sleeve box (see image) and listed in the catalogue with the corresponding item number and EAN code.



#### **HOLLOW EDGE**

Small air pockets are created by the dimples or indentations on the blade. These have a positive effect so that thin slices and soft, sticky food items are easier to remove from the blade.



#### **PRECISION DOUBLE-SERRATED EDGE**

The bread knife with a unique double-serrated edge cuts hard crusts just as easily as soft bread or large fruits, such as melons. From the very first time you use it, you can feel the difference compared to traditional serrated edges.



#### **FULL BOLSTER**

The full bolster reliably protects the fingers when preparing and plating fresh food, creating balance to make agile and precise work easier.



#### **FULL TANG**

As an extension of the blade, the tang gives the forged knife reliable stability. It also ensures good balance by acting as a counterweight to the blade.

**PARING KNIFE**

1011300409 / 4002293115931

WEIGHT: 90 G / BLADE LENGTH: 9 CM / BLADE WIDTH: 2.4 CM / ITEM LENGTH: 20.6 CM  
PACKAGING DIMENSIONS:  $\boxtimes$  28.8  $\times$   $\boxplus$  6.5  $\times$   $\boxtimes$  3.2 CM / SHIPPING WEIGHT: 185 G



**STEAK KNIFE**

1011301712 / 4002293115955

WEIGHT: 98 G / BLADE LENGTH: 12 CM / BLADE WIDTH: 2.4 CM / ITEM LENGTH: 23.9 CM  
PACKAGING DIMENSIONS:  $\boxtimes$  28.8  $\times$   $\boxplus$  6.5  $\times$   $\boxtimes$  3.2 CM / SHIPPING WEIGHT: 190 G



**UTILITY KNIFE SERRATED EDGE**

1011301614 / 4002293115900

WEIGHT: 98 G / BLADE LENGTH: 14 CM / BLADE WIDTH: 2.4 CM / ITEM LENGTH: 25.2 CM  
PACKAGING DIMENSIONS:  $\boxtimes$  28.8  $\times$   $\boxplus$  6.5  $\times$   $\boxtimes$  3.2 CM / SHIPPING WEIGHT: 185 G



**CHEF'S KNIFE**

1011300116 / 4002293115962

WEIGHT: 215 G / BLADE LENGTH: 16 CM / BLADE WIDTH: 4.7 CM / ITEM LENGTH: 29.4 CM  
PACKAGING DIMENSIONS:  $\boxtimes$  37.2  $\times$   $\boxplus$  9.7  $\times$   $\boxtimes$  3.2 CM / SHIPPING WEIGHT: 370 G



**CHEF'S KNIFE**

1011300120 / 4002293115979

WEIGHT: 245 G / BLADE LENGTH: 20 CM / BLADE WIDTH: 4.7 CM / ITEM LENGTH: 33.4 CM  
PACKAGING DIMENSIONS:  $\boxtimes$  37.2  $\times$   $\boxplus$  9.7  $\times$   $\boxtimes$  3.2 CM / SHIPPING WEIGHT: 385 G



**ROTOKU HOLLOW EDGE**

1011331317 / 4002293115993

WEIGHT: 204 G / BLADE LENGTH: 17 CM / BLADE WIDTH: 5.7 CM / ITEM LENGTH: 29.7 CM

PACKAGING DIMENSIONS:  $\boxtimes$  37.2  $\times$   $\boxplus$  9.7  $\times$   $\boxtimes$  3.2 CM / SHIPPING WEIGHT: 380 G



**BREAD KNIFE PRECISION DOUBLE-SERRATED**

1011301123 / 4002293116358

WEIGHT: 232 G / BLADE LENGTH: 23 CM / BLADE WIDTH: 4.0 CM / ITEM LENGTH: 36.4 CM

PACKAGING DIMENSIONS:  $\boxtimes$  43.0  $\times$   $\boxplus$  10.0  $\times$   $\boxtimes$  3.5 CM / SHIPPING WEIGHT: 425 G



**STEAK KNIFE SET 4-PIECE**

1071360401 / 4002293119854

WEIGHT: 392 G / PACKAGING DIMENSIONS:  $\boxtimes$  29.5  $\times$   $\boxplus$  6.5  $\times$   $\boxtimes$  3.0 CM / SHIPPING WEIGHT: 500 G



1011301712 4  $\times$  STEAK KNIFE / 12 CM








**KNIFE BLOCK SET 6 PIECES**

1091370501 / 4002293117645

WEIGHT: 4040 G / BEECH WITH LEATHER /  $\boxtimes$  16.5  $\times$   $\boxplus$  37.9  $\times$   $\boxtimes$  16.5 CM

PACKAGING DIMENSIONS:  $\boxtimes$  28.3  $\times$   $\boxplus$  22.1  $\times$   $\boxtimes$  43.2 CM / SHIPPING WEIGHT: 5760 G



-  **1011300409** PARING KNIFE / 9 CM
-  **1011301614** UTILITY KNIFE SERRATED EDGE / 14 CM
-  **1011331317** ROTOKU HOLLOW EDGE / 17 CM
-  **1011300120** CHEF'S KNIFE / 20 CM
-  **1011301123** BREAD KNIFE PRECISION DOUBLE-SERRATED / 23 CM
- 2091370601** KNIFE BLOCK



## Ikon Chef's Knife

Forged from one piece of WÜSTHOF Steel

Balanced using double bolster design

Full tang



Grinding angle 29°, final buffing by hand

The half bolster allows the blade to be used and sharpened along its entire length.

Handle made from sustainably sourced African Blackwood



The knives from the Ikon series are packaged in a premium sleeve box (see image) and listed in the catalogue with the corresponding item number and EAN code.





#### **DOUBLE BOLSTER DESIGN**

Balance and ergonomics – this special design with a double bolster ensures balanced handling, so the knife sits comfortably in your hand and guarantees effortless chopping.



#### **HANDLE**

The handles, made from African Blackwood, are permanently riveted and seamlessly assembled. This extremely dense wood is exceptionally hygienic and originates from sustainable cultivation.



#### **HALF BOLSTER**

The knife weighs less thanks to its slim bolster design, making work effortless. In addition, the design allows the entire length of the blade to be used and resharpened.



#### **HOLLOW EDGE**

Small air pockets are created by the dimples or indentations on the blade. These have a positive effect so that thin slices and soft, sticky food items are easier to remove from the blade.



#### **PEELING KNIFE**

This handy knife with a short, curved edge is especially well suited for cleaning and peeling round fruits and vegetables. Valuable vitamins are preserved thanks to the precise blade, also reducing food waste.

**PEELING KNIFE**

1010532207 / 4002293101521

WEIGHT: 69 G / BLADE LENGTH: 7 CM / BLADE WIDTH: 2.0 CM / ITEM LENGTH: 17.9 CM  
PACKAGING DIMENSIONS: 29.0 x 6.5 x 3.0 CM / SHIPPING WEIGHT: 160 G



**PARING KNIFE**

1010533208 / 4002293101644

WEIGHT: 71 G / BLADE LENGTH: 8 CM / BLADE WIDTH: 2.0 CM / ITEM LENGTH: 18.9 CM  
PACKAGING DIMENSIONS: 29.0 x 6.5 x 3.0 CM / SHIPPING WEIGHT: 150 G



**PARING KNIFE**

1010530409 / 4002293101651

WEIGHT: 73 G / BLADE LENGTH: 9 CM / BLADE WIDTH: 2.0 CM / ITEM LENGTH: 20.5 CM  
PACKAGING DIMENSIONS: 29.0 x 6.5 x 3.0 CM / SHIPPING WEIGHT: 140 G



**STEAK KNIFE**

1010531712 / 4002293101682

WEIGHT: 78 G / BLADE LENGTH: 12 CM / BLADE WIDTH: 2.0 CM / ITEM LENGTH: 22.9 CM  
PACKAGING DIMENSIONS: 29.0 x 6.5 x 3.0 CM / SHIPPING WEIGHT: 145 G



**UTILITY KNIFE**

1010530412 / 4002293103280

WEIGHT: 77 G / BLADE LENGTH: 12 CM / BLADE WIDTH: 2.0 CM / ITEM LENGTH: 22.9 CM  
PACKAGING DIMENSIONS: 29.0 x 6.5 x 3.0 CM / SHIPPING WEIGHT: 160 G



**UTILITY KNIFE SERRATED EDGE**

1010531614 / 4002293101538

WEIGHT: 80 G / BLADE LENGTH: 14 CM / BLADE WIDTH: 2.0 CM / ITEM LENGTH: 25.0 CM  
PACKAGING DIMENSIONS: 29.0 x 6.5 x 3.0 CM / SHIPPING WEIGHT: 160 G



**CHEF'S KNIFE**

1010530116 / 4002293101699

WEIGHT: 181 G / BLADE LENGTH: 16 CM / BLADE WIDTH: 4.0 CM / ITEM LENGTH: 29.0 CM  
PACKAGING DIMENSIONS:  $\boxtimes$  37.5  $\times$   $\boxplus$  10.0  $\times$   $\boxtimes$  3.5 CM / SHIPPING WEIGHT: 320 G



**CHEF'S KNIFE**

1010530118 / 4002293131023

WEIGHT: 223 G / BLADE LENGTH: 18 CM / BLADE WIDTH: 4.0 CM / ITEM LENGTH: 31.1 CM  
PACKAGING DIMENSIONS:  $\boxtimes$  37.5  $\times$   $\boxplus$  10.0  $\times$   $\boxtimes$  3.5 CM / SHIPPING WEIGHT: 320 G



**CHEF'S KNIFE**

1010530120 / 4002293101705

WEIGHT: 270 G / BLADE LENGTH: 20 CM / BLADE WIDTH: 4.7 CM / ITEM LENGTH: 34.1 CM  
PACKAGING DIMENSIONS:  $\boxtimes$  37.5  $\times$   $\boxplus$  10.0  $\times$   $\boxtimes$  3.5 CM / SHIPPING WEIGHT: 385 G



**CHEF'S KNIFE**

1010530123 / 4002293101729

WEIGHT: 279 G / BLADE LENGTH: 23 CM / BLADE WIDTH: 4.7 CM / ITEM LENGTH: 36.7 CM  
PACKAGING DIMENSIONS:  $\boxtimes$  43.0  $\times$   $\boxplus$  10.0  $\times$   $\boxtimes$  3.5 CM / SHIPPING WEIGHT: 412 G



**CHINESE CHEF'S KNIFE**

1010531818 / 4002293101620

WEIGHT: 350 G / BLADE LENGTH: 18 CM / BLADE WIDTH: 7.8 CM / ITEM LENGTH: 32.4 CM  
PACKAGING DIMENSIONS:  $\boxtimes$  37.5  $\times$   $\boxplus$  13.0  $\times$   $\boxtimes$  3.5 CM / SHIPPING WEIGHT: 520 G



**UTILITY KNIFE**

1010530716 / 4002293101484

WEIGHT: 126 G / BLADE LENGTH: 16 CM / BLADE WIDTH: 2.5 CM / ITEM LENGTH: 28.6 CM  
PACKAGING DIMENSIONS:  $\boxtimes$  37.5  $\times$   $\boxplus$  10.0  $\times$   $\boxtimes$  3.5 CM / SHIPPING WEIGHT: 242 G



**CARVING KNIFE**

1010530720 / 4002293101491

WEIGHT: 168 G / BLADE LENGTH: 20 CM / BLADE WIDTH: 3.1 CM / ITEM LENGTH: 32.7 CM  
PACKAGING DIMENSIONS:  $\boxtimes$  37.5  $\times$   $\boxplus$  10.0  $\times$   $\boxtimes$  3.5 CM / SHIPPING WEIGHT: 320 G



**SANTOKU HOLLOW EDGE**

1010531317 / 4002293101637

WEIGHT: 201 G / BLADE LENGTH: 17 CM / BLADE WIDTH: 4.6 CM / ITEM LENGTH: 30.7 CM  
PACKAGING DIMENSIONS:  $\boxtimes$  37.5  $\times$   $\boxplus$  10.0  $\times$   $\boxtimes$  3.5 CM / SHIPPING WEIGHT: 320 G



**BREAD KNIFE**

1010531020 / 4002293101590

WEIGHT: 150 G / BLADE LENGTH: 20 CM / BLADE WIDTH: 3.1 CM / ITEM LENGTH: 32.4 CM  
PACKAGING DIMENSIONS:  $\boxtimes$  37.5  $\times$   $\boxplus$  10.0  $\times$   $\boxtimes$  3.5 CM / SHIPPING WEIGHT: 280 G



**BREAD KNIFE PRECISION DOUBLE-SERRATED**

1010531123 / 4002293101583

WEIGHT: 185 G / BLADE LENGTH: 23 CM / BLADE WIDTH: 3.1 CM / ITEM LENGTH: 36.0 CM  
PACKAGING DIMENSIONS:  $\boxtimes$  43.0  $\times$   $\boxplus$  10.0  $\times$   $\boxtimes$  3.5 CM / SHIPPING WEIGHT: 330 G



**STEAK KNIFE SET 4-PIECE**

1070560402 / 4002293101750

WEIGHT: 312 G / PACKAGING DIMENSIONS: 29.0 x 16.5 x 3.5 CM / SHIPPING WEIGHT: 460 G



1010531712 4 x STEAK KNIFE / 12 CM



**STEAK KNIFE SET 6-PIECE WITH LEATHER KNIFE ROLL**

1060560601 / 4002293118321

WEIGHT: 780 G / 29.0 x 3.5 x 16.5 CM

PACKAGING DIMENSIONS: 30.5 x 31.5 x 6.5 CM / SHIPPING WEIGHT: 1300 G



1010531712 6 x STEAK KNIFE / 12 CM



NATURAL TUSCAN COWHIDE



## KNIFE SET 3 PIECES

1070560302 / 4002293101743

WEIGHT: 515 G / PACKAGING DIMENSIONS:  $\boxtimes$  38.0  $\times$   $\boxplus$  16.5  $\times$   $\boxtimes$  3.5 CM / SHIPPING WEIGHT: 700 G



1010530409 PARING KNIFE / 9 CM

1010530720 CARVING KNIFE / 20 CM

1010530120 CHEF'S KNIFE / 20 CM



## MEAT FORK STRAIGHT

9010590016 / 4002293103297

WEIGHT: 173 G / ITEM LENGTH: 27.1 CM / WORKING LENGTH: 16 CM

PACKAGING DIMENSIONS:  $\boxtimes$  42.5  $\times$   $\boxplus$  9.7  $\times$   $\boxtimes$  3.2 CM / SHIPPING WEIGHT: 460 G



## HONING STEEL

3010586526 / 4002293103730

WEIGHT: 273 G / ITEM LENGTH: 37.5 CM / WORKING LENGTH: 26 CM

PACKAGING DIMENSIONS:  $\boxtimes$  45.0  $\times$   $\boxplus$  8.0  $\times$   $\boxtimes$  3.5 CM / SHIPPING WEIGHT: 580 G









**KNIFE BLOCK SET 7 PIECES**

1090570602 / 4002293118215

WEIGHT: 3100 G / ASH WITH ALUMINUM SUPPORT /  $\square$  11.5  $\times$   $\square$  33.8  $\times$   $\square$  33.4 CM

PACKAGING DIMENSIONS:  $\square$  28.3  $\times$   $\square$  18.2  $\times$   $\square$  43.2 CM / SHIPPING WEIGHT: 4260 G




-  **1010530409** PARING KNIFE / 9 CM
-  **1010531614** UTILITY KNIFE SERRATED EDGE / 14 CM
-  **1010530716** UTILITY KNIFE / 16 CM
-  **1010530120** CHEF'S KNIFE / 20CM
-  **1010531317** SANTOKU HOLLOW EDGE / 17 CM
-  **1010531123** BREAD KNIFE PRECISION DOUBLE-SERRATED / 23 CM
- 2099600604** KNIFE BLOCK










**KNIFE BLOCK SET 10 PIECES**

1090570903 / 4002293118222

WEIGHT: 4500 G / ASH WITH ALUMINUM SUPPORT /  $\square$  14.5  $\times$   $\square$  32.2  $\times$   $\square$  33.4 CM

PACKAGING DIMENSIONS:  $\square$  28.3  $\times$   $\square$  22.1  $\times$   $\square$  43.2 CM / SHIPPING WEIGHT: 5880 G



-  **1010532207** PEELING KNIFE / 7 CM
-  **1010530409** PARING KNIFE / 9 CM
-  **1010531614** UTILITY KNIFE SERRATED EDGE / 14 CM
-  **1010530716** UTILITY KNIFE / 16 CM
-  **1010531317** SANTOKU HOLLOW EDGE / 17 CM
-  **1010530120** CHEF'S KNIFE / 20 CM
-  **1010531123** BREAD KNIFE PRECISION DOUBLE-SERRATED / 23 CM
-  **9010590016** MEAT FORK STRAIGHT / 16 CM
-  **3010586526** HONING STEEL / 26 CM
- 2099600903** KNIFE BLOCK

## Crafter Chef's Knife

Forged from one piece  
of WÜSTHOF Steel

Traditional  
brass rivets

Authentic  
trident branding



Grinding angle 29° /  
final buffing by hand

Handle scales made  
from smoked oak

Full tang



The knives from the Crafter series are packaged in a premium sleeve box (see image) and listed in the catalogue with the corresponding item number and EAN code.





#### **HAND GUARD**

The ergonomic knife handle sits perfectly in your palm, curving into your hand to prevent slipping. The robust handle scales are secured with traditional brass rivets.



#### **HANDLE**

The handle is made of smoked oak. The unique grain of the wood gives the knife unmistakable character, further enhanced by the branded logo.



#### **FULL BOLSTER**

The full bolster reliably protects the fingers when preparing and plating fresh food, creating balance to make agile and precise work easier.



#### **HALF BOLSTER**

The knife weighs less thanks to the slim bolster design, making work effortless. The design also allows the entire blade to be used and resharpened.



#### **PRECISION DOUBLE-SERRATED EDGE**

The bread knife with a unique double-serrated edge cuts hard crusts just as easily as soft bread or large fruits, such as melons. From the very first time you use it, you can feel the difference compared to traditional serrated edges.



#### **FULL TANG**

As an extension of the blade, the tang gives the forged knife reliable stability. It also ensures good balance by acting as a counterweight to the blade.

**PARING KNIFE**

1010830409 / 4002293100449

WEIGHT: 51 G / BLADE LENGTH: 9 CM / BLADE WIDTH: 2.0 CM / ITEM LENGTH: 18.8 CM  
PACKAGING DIMENSIONS:  $\boxtimes$  29.0  $\times$   $\boxplus$  6.0  $\times$   $\boxtimes$  3.0 CM / SHIPPING WEIGHT: 120 G



**UTILITY KNIFE SERRATED EDGE**

1010801614 / 4002293100395

WEIGHT: 67 G / BLADE LENGTH: 14 CM / BLADE WIDTH: 2.0 CM / ITEM LENGTH: 24.9 CM  
PACKAGING DIMENSIONS:  $\boxtimes$  29.0  $\times$   $\boxplus$  6.5  $\times$   $\boxtimes$  3.0 CM / SHIPPING WEIGHT: 140 G



**CHEF'S KNIFE**

1010830116 / 4002293100456

WEIGHT: 122 G / BLADE LENGTH: 16 CM / BLADE WIDTH: 4.0 CM / ITEM LENGTH: 27.7 CM  
PACKAGING DIMENSIONS:  $\boxtimes$  37.5  $\times$   $\boxplus$  10.0  $\times$   $\boxtimes$  3.5 CM / SHIPPING WEIGHT: 280 G



**CHEF'S KNIFE**

1010830120 / 4002293100463

WEIGHT: 189 G / BLADE LENGTH: 20 CM / BLADE WIDTH: 4.7 CM / ITEM LENGTH: 32.8 CM  
PACKAGING DIMENSIONS:  $\boxtimes$  37.5  $\times$   $\boxplus$  10.0  $\times$   $\boxtimes$  3.5 CM / SHIPPING WEIGHT: 340 G



**UTILITY KNIFE**

1010800716 / 4002293100418

WEIGHT: 103 G / BLADE LENGTH: 16 CM / BLADE WIDTH: 2.5 CM / ITEM LENGTH: 28.3 CM  
PACKAGING DIMENSIONS:  $\boxtimes$  37.5  $\times$   $\boxplus$  10.0  $\times$   $\boxtimes$  3.5 CM / SHIPPING WEIGHT: 260 G



**CARVING KNIFE**

1010800720 / 4002293100425

WEIGHT: 145 G / BLADE LENGTH: 20 CM / BLADE WIDTH: 3.1 CM / ITEM LENGTH: 33.0 CM  
PACKAGING DIMENSIONS:  $\boxtimes$  37.5  $\times$   $\boxplus$  10.0  $\times$   $\boxtimes$  3.5 CM / SHIPPING WEIGHT: 280 G



**SANTOKU HOLLOW EDGE**

1010831317 / 4002293100470

WEIGHT: 162 G / BLADE LENGTH: 17 CM / BLADE WIDTH: 4.6 CM / ITEM LENGTH: 30.3 CM  
PACKAGING DIMENSIONS:  $\boxtimes$  37.5  $\times$   $\boxtimes$  10.0  $\times$   $\boxtimes$  3.5 CM / SHIPPING WEIGHT: 280 G



**BREAD KNIFE PRECISION DOUBLE-SERRATED**

1010801123 / 4002293100432

WEIGHT: 180 G / BLADE LENGTH: 23 CM / BLADE WIDTH: 3.1 CM / ITEM LENGTH: 35.7 CM  
PACKAGING DIMENSIONS:  $\boxtimes$  43.0  $\times$   $\boxtimes$  10.0  $\times$   $\boxtimes$  3.5 CM / SHIPPING WEIGHT: 340 G



**SUPER SLICER SCALLOPED EDGE**

1010833126 / 4002293104416

WEIGHT: 200 G / BLADE LENGTH: 26 CM / BLADE WIDTH: 4.2 CM / ITEM LENGTH: 38.5 CM  
PACKAGING DIMENSIONS:  $\boxtimes$  43.0  $\times$   $\boxtimes$  10.0  $\times$   $\boxtimes$  3.5 CM / SHIPPING WEIGHT: 360 G



**STEAK KNIFE SET 4-PIECE**

1070860401 / 4002293100494

WEIGHT: 336 G / PACKAGING DIMENSIONS:  $\boxtimes$  29.0  $\times$   $\boxtimes$  16.0  $\times$   $\boxtimes$  3.5 CM / SHIPPING WEIGHT: 420 G



4  $\times$  STEAK KNIFE / 12 CM

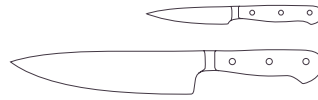


**KNIFE BLOCK SET 3 PIECES**

1090870202 / 4002293117744

WEIGHT: 1870 G / MAPLE, OAK, SMOKED OAK, HEATTREATED BEECH / 14.0 × 36.5 × 11.0 CM

PACKAGING DIMENSIONS: 35.6 × 14.6 × 41.9 CM / SHIPPING WEIGHT: 3280 G



1010830409 PARING KNIFE / 9 CM

1010830120 CHEF'S KNIFE / 20 CM

2090870602 KNIFE BLOCK

**KNIFE BLOCK SET 7 PIECES**

1090870602 / 4002293117751

WEIGHT: 2370 G / MAPLE, OAK, SMOKED OAK, HEATTREATED BEECH / 14.0 × 36.5 × 11.0 CM

PACKAGING DIMENSIONS: 35.6 × 14.6 × 41.9 CM / SHIPPING WEIGHT: 3960 G



1010830409 PARING KNIFE / 9 CM



1010801614 UTILITY KNIFE SERRATED EDGE / 14 CM



1010800716 UTILITY KNIFE / 16 CM



1010831317 SANTOKU HOLLOW EDGE / 17 CM



1010830120 CHEF'S KNIFE / 20 CM



1010801123 BREAD KNIFE PRECISION DOUBLE-SERRATED / 23 CM

2090870602 KNIFE BLOCK



## Classic Ikon Chef's Knife

Forged from one piece of WÜSTHOF Steel

Half bolster design for optimal weight balance

Full tang

Grinding angle 29°/ final buffing by hand

Triple riveted

Specialised synthetic material (POM)

Double bolster with high-quality logo etching



The knives from the Classic Ikon series are packaged in a window box (see image) and listed in the catalogue with the corresponding item number and EAN code. Alternatively, the knives can also be ordered with a cardboard protector. These variants start with item numbers 103/903. A detailed overview of the item numbers can be found in the current price list.



#### **DOUBLE BOLSTER DESIGN**

The special design with a double bolster ensures balanced handling, so the knife sits comfortably in your hand and guarantees effortless chopping.



#### **SCALLOPED EDGE**

The scalloped edge, curving outwards, produces a clean slice and is well suited for large fruits, vegetables or roasts. With its broad, long blade, it also works extremely well as a bread or cake knife.



#### **HALF BOLSTER**

The knife weighs less thanks to its slim bolster, making handling simpler. The design also allows the entire length of the blade to be used and resharpened.



#### **PEELING KNIFE**

This handy knife with a short, curved edge is especially well suited for cleaning and peeling round fruits and vegetables.



#### **PRECISION DOUBLE-SERRATED EDGE**

The bread knife with a unique double-serrated edge cuts hard crusts just as easily as soft bread or large fruits, such as melons. From the very first time you use it, you can feel the difference compared to traditional serrated edges.



#### **HOLLOW EDGE**

Small air pockets are created by the dimples or indentations on the blade. These have a positive effect so that thin slices and soft, sticky food items are easier to remove from the blade.

**PEELING KNIFE**

1040332207 / 4002293100562

WEIGHT: 65 G / BLADE LENGTH: 7 CM / BLADE WIDTH: 2.0 CM / ITEM LENGTH: 17.9 CM  
PACKAGING DIMENSIONS:  $\boxtimes$ 24.7  $\times$   $\boxplus$ 7.2  $\times$   $\boxtimes$ 2.0 CM / SHIPPING WEIGHT: 115 G



**PARING KNIFE**

1040333208 / 4002293100548

WEIGHT: 76 G / BLADE LENGTH: 8 CM / BLADE WIDTH: 2.0 CM / ITEM LENGTH: 18.9 CM  
PACKAGING DIMENSIONS:  $\boxtimes$ 24.7  $\times$   $\boxplus$ 7.2  $\times$   $\boxtimes$ 2.0 CM / SHIPPING WEIGHT: 115 G



**PARING KNIFE**

1040330409 / 4002293100579

WEIGHT: 76 G / BLADE LENGTH: 9 CM / BLADE WIDTH: 2.0 CM / ITEM LENGTH: 20.5 CM  
PACKAGING DIMENSIONS:  $\boxtimes$ 24.7  $\times$   $\boxplus$ 7.2  $\times$   $\boxtimes$ 2.0 CM / SHIPPING WEIGHT: 120 G



**UTILITY KNIFE**

1040330412 / 4002293100616

WEIGHT: 78 G / BLADE LENGTH: 12 CM / BLADE WIDTH: 2.0 CM / ITEM LENGTH: 22.9 CM  
PACKAGING DIMENSIONS:  $\boxtimes$ 24.7  $\times$   $\boxplus$ 7.2  $\times$   $\boxtimes$ 2.0 CM / SHIPPING WEIGHT: 140 G



**STEAK KNIFE**

1040331712 / 4002293100630

WEIGHT: 78 G / BLADE LENGTH: 12 CM / BLADE WIDTH: 2.0 CM / ITEM LENGTH: 22.9 CM  
PACKAGING DIMENSIONS:  $\boxtimes$ 32.1  $\times$   $\boxplus$ 7.1  $\times$   $\boxtimes$ 2.1 CM / SHIPPING WEIGHT: 140 G





**UTILITY KNIFE SERRATED EDGE**

1040331614 / 4002293100661

WEIGHT: 87 G / BLADE LENGTH: 14 CM / BLADE WIDTH: 2.0 CM / ITEM LENGTH: 25.0 CM  
PACKAGING DIMENSIONS:  $\boxtimes$ 32.1  $\times$   $\boxplus$ 7.1  $\times$   $\boxtimes$ 2.5 CM / SHIPPING WEIGHT: 130 G



**BONING KNIFE**

1040331414 / 4002293101347

WEIGHT: 164 G / BLADE LENGTH: 14 CM / BLADE WIDTH: 2.8 CM / ITEM LENGTH: 27.0 CM  
PACKAGING DIMENSIONS:  $\boxtimes$ 27.5  $\times$   $\boxplus$ 3.5  $\times$   $\boxtimes$ 1.8 CM / SHIPPING WEIGHT: 222 G



**FILLET KNIFE FLEXIBLE**

1040333716 / 4002293100975

WEIGHT: 126 G / BLADE LENGTH: 16 CM / BLADE WIDTH: 2.5 CM / ITEM LENGTH: 28.6 CM / FLEXIBLE BLADE  
PACKAGING DIMENSIONS:  $\boxtimes$ 32.0  $\times$   $\boxplus$ 7.0  $\times$   $\boxtimes$ 2.3 CM / SHIPPING WEIGHT: 180 G



**FILLET KNIFE FLEXIBLE**

1040333818 / 4002293101361

WEIGHT: 157 G / BLADE LENGTH: 18 CM / BLADE WIDTH: 2.3 CM / ITEM LENGTH: 31.3 CM / FLEXIBLE BLADE  
PACKAGING DIMENSIONS:  $\boxtimes$ 36.7  $\times$   $\boxplus$ 8.1  $\times$   $\boxtimes$ 2.5 CM / SHIPPING WEIGHT: 231 G



**CHINESE CHEF'S KNIFE**

1040331818 / 4002293101378

WEIGHT: 350 G / BLADE LENGTH: 18 CM / BLADE WIDTH: 7.8 CM / ITEM LENGTH: 32.4 CM  
PACKAGING DIMENSIONS:  $\boxtimes$ 38.4  $\times$   $\boxplus$ 11.2  $\times$   $\boxtimes$ 2.5 CM / SHIPPING WEIGHT: 480 G



**CHEF'S KNIFE**

1040330116 / 4002293101118

WEIGHT: 183 G / BLADE LENGTH: 16 CM / BLADE WIDTH: 4.0 CM / ITEM LENGTH: 29.0 CM

PACKAGING DIMENSIONS:  $\boxtimes$  36.5  $\times$   $\boxplus$  8.0  $\times$   $\boxtimes$  2.5 CM / SHIPPING WEIGHT: 240 G



**CHEF'S KNIFE**

1040330118 / 4002293101149

WEIGHT: 189 G / BLADE LENGTH: 18 CM / BLADE WIDTH: 4.0 CM / ITEM LENGTH: 30.5 CM

PACKAGING DIMENSIONS:  $\boxtimes$  36.5  $\times$   $\boxplus$  8.0  $\times$   $\boxtimes$  2.5 CM / SHIPPING WEIGHT: 263 G



**CHEF'S KNIFE**

1040330120 / 4002293101163

WEIGHT: 271 G / BLADE LENGTH: 20 CM / BLADE WIDTH: 4.7 CM / ITEM LENGTH: 34.1 CM

PACKAGING DIMENSIONS:  $\boxtimes$  36.5  $\times$   $\boxplus$  8.0  $\times$   $\boxtimes$  2.5 CM / SHIPPING WEIGHT: 345 G



**CHEF'S KNIFE**

1040330123 / 4002293101194

WEIGHT: 290 G / BLADE LENGTH: 23 CM / BLADE WIDTH: 4.7 CM / ITEM LENGTH: 36.7 CM

PACKAGING DIMENSIONS:  $\boxtimes$  45.0  $\times$   $\boxplus$  8.0  $\times$   $\boxtimes$  2.5 CM / SHIPPING WEIGHT: 381 G



**CHEF'S KNIFE**

1040330126 / 4002293101323

WEIGHT: 302 G / BLADE LENGTH: 26 CM / BLADE WIDTH: 4.7 CM / ITEM LENGTH: 39.4 CM

PACKAGING DIMENSIONS:  $\boxtimes$  45.0  $\times$   $\boxplus$  8.0  $\times$   $\boxtimes$  2.5 CM / SHIPPING WEIGHT: 393 G



**SANTOKU HOLLOW EDGE**

1040331314 / 4002293100760

WEIGHT: 149 G / BLADE LENGTH: 14 CM / BLADE WIDTH: 4.1 CM / ITEM LENGTH: 25.6 CM  
PACKAGING DIMENSIONS:  $\boxtimes$  32.1  $\times$   $\boxplus$  7.5  $\times$   $\boxtimes$  2.5 CM / SHIPPING WEIGHT: 200 G



**SANTOKU HOLLOW EDGE**

1040331317 / 4002293100784

WEIGHT: 203 G / BLADE LENGTH: 17 CM / BLADE WIDTH: 4.6 CM / ITEM LENGTH: 30.7 CM  
PACKAGING DIMENSIONS:  $\boxtimes$  36.5  $\times$   $\boxplus$  8.0  $\times$   $\boxtimes$  2.8 CM / SHIPPING WEIGHT: 250 G



**NAKIRI HOLLOW EDGE**

1040332617 / 4002293100814

WEIGHT: 231 G / BLADE LENGTH: 17 CM / BLADE WIDTH: 4.7 CM / ITEM LENGTH: 29.7 CM  
PACKAGING DIMENSIONS:  $\boxtimes$  32.5  $\times$   $\boxplus$  7.0  $\times$   $\boxtimes$  2.5 CM / SHIPPING WEIGHT: 260 G



**UTILITY KNIFE**

1040330716 / 4002293100876

WEIGHT: 131 G / BLADE LENGTH: 16 CM / BLADE WIDTH: 2.5 CM / ITEM LENGTH: 28.6 CM  
PACKAGING DIMENSIONS:  $\boxtimes$  36.5  $\times$   $\boxplus$  8.0  $\times$   $\boxtimes$  2.5 CM / SHIPPING WEIGHT: 190 G



**CARVING KNIFE**

1040330720 / 4002293100890

WEIGHT: 180 G / BLADE LENGTH: 20 CM / BLADE WIDTH: 3.1 CM / ITEM LENGTH: 32.7 CM  
PACKAGING DIMENSIONS:  $\boxtimes$  36.5  $\times$   $\boxplus$  8.0  $\times$   $\boxtimes$  2.5 CM / SHIPPING WEIGHT: 245 G



**CARVING KNIFE**

1040330723 / 4002293100906

WEIGHT: 182 G / BLADE LENGTH: 23 CM / BLADE WIDTH: 3.1 CM / ITEM LENGTH: 35.7 CM

PACKAGING DIMENSIONS:  $\boxtimes$  45.0  $\times$   $\boxplus$  8.0  $\times$   $\boxtimes$  2.5 CM / SHIPPING WEIGHT: 260 G



**BREAD KNIFE**

1040331020 / 4002293100715

WEIGHT: 154 G / BLADE LENGTH: 20 CM / BLADE WIDTH: 3.1 CM / ITEM LENGTH: 32.4 CM

PACKAGING DIMENSIONS:  $\boxtimes$  45.0  $\times$   $\boxplus$  8.0  $\times$   $\boxtimes$  2.5 CM / SHIPPING WEIGHT: 260 G



**BREAD KNIFE**

1040331023 / 4002293100746

WEIGHT: 204 G / BLADE LENGTH: 23 CM / BLADE WIDTH: 3.1 CM / ITEM LENGTH: 36.0 CM

PACKAGING DIMENSIONS:  $\boxtimes$  45.0  $\times$   $\boxplus$  8.0  $\times$   $\boxtimes$  2.8 CM / SHIPPING WEIGHT: 285 G



**BREAD KNIFE PRECISION DOUBLE-SERRATED**

1040331123 / 4002293100708

WEIGHT: 201 G / BLADE LENGTH: 23 CM / BLADE WIDTH: 3.1 CM / ITEM LENGTH: 36.0 CM

PACKAGING DIMENSIONS:  $\boxtimes$  45.0  $\times$   $\boxplus$  8.0  $\times$   $\boxtimes$  3.5 CM / SHIPPING WEIGHT: 300 G



**SUPER SLICER SCALLOPED EDGE**

1040333126 / 4002293100937

WEIGHT: 266 G / BLADE LENGTH: 26 CM / BLADE WIDTH: 4.2 CM / ITEM LENGTH: 39.6 CM

PACKAGING DIMENSIONS:  $\boxtimes$  45.0  $\times$   $\boxplus$  8.0  $\times$   $\boxtimes$  2.5 CM / SHIPPING WEIGHT: 350 G



**STEAK KNIFE SET 4-PIECE**

1120360401 / 4002293101460

WEIGHT: 312 G / PACKAGING DIMENSIONS:  $\boxtimes$  26.8  $\times$   $\boxplus$  14.0  $\times$   $\boxtimes$  2.5 CM / SHIPPING WEIGHT: 400 G



1040331712 4  $\times$  STEAK KNIFE / 12 CM



**KNIFE SET 2 PIECES**

1120360201 / 4002293101040

WEIGHT: 254 G / PACKAGING DIMENSIONS:  $\boxtimes$  38.5  $\times$   $\boxplus$  11.0  $\times$   $\boxtimes$  2.3 CM / SHIPPING WEIGHT: 342 G



1040333208 PARING KNIFE / 8 CM

1040331317 SANTOKU HOLLOW EDGE / 17 CM



**KNIFE SET 2 PIECES**

1120360205 / 4002293101439

WEIGHT: 347 G / PACKAGING DIMENSIONS:  $\boxtimes$  38.0  $\times$   $\boxplus$  11.0  $\times$   $\boxtimes$  2.3 CM / SHIPPING WEIGHT: 410 G



1040330409 PARING KNIFE / 9 CM

1040330120 CHEF'S KNIFE / 20 CM



## KNIFE SET 2 PIECES

1120360203 / 4002293101385

WEIGHT: 647 G / PACKAGING DIMENSIONS:  $\boxtimes$  38.5  $\times$   $\boxplus$  20.7  $\times$   $\boxtimes$  4.7 CM / SHIPPING WEIGHT: 830 G



1040331818 CHINESE CHEF'S KNIFE / 18 CM

3060388001 KNIFE SHARPENER CERAMIC AND TUNGSTEN DISCS



## KNIFE SET 3 PIECES

1120360301 / 4002293101408

WEIGHT: 478 G / PACKAGING DIMENSIONS:  $\boxtimes$  38.0  $\times$   $\boxplus$  15.0  $\times$   $\boxtimes$  3.8 CM / SHIPPING WEIGHT: 630 G



1040330409 PARING KNIFE / 9 CM

1040330720 CARVING KNIFE / 20 CM

1040330120 CHEF'S KNIFE / 20 CM



## CARVING SET 2 PIECES

1120360207 / 4002293101453

WEIGHT: 360 G / PACKAGING DIMENSIONS:  $\boxtimes$  38.0  $\times$   $\boxplus$  11.0  $\times$   $\boxtimes$  2.5 CM / SHIPPING WEIGHT: 417 G



1040330720 CARVING KNIFE / 20 CM

9040390016 MEAT FORK STRAIGHT / 16 CM



**MEAT FORK STRAIGHT**

9040390016 / 4002293103235

WEIGHT: 180 G / ITEM LENGTH: 26.8 CM / WORKING LENGTH: 16 CM

PACKAGING DIMENSIONS:  $\boxtimes$  36.5  $\times$   $\boxplus$  8.0  $\times$   $\boxtimes$  2.8 CM / SHIPPING WEIGHT: 260 G



**HONING STEEL**

3040385026 / 4002293115856

WEIGHT: 276 G / ITEM LENGTH: 37.5 CM / WORKING LENGTH: 26 CM

PACKAGING DIMENSIONS:  $\boxtimes$  45.1  $\times$   $\boxplus$  7.1  $\times$   $\boxtimes$  3.7 CM / SHIPPING WEIGHT: 385 G









**KNIFE BLOCK SET 7 PIECES**

1090370601 / 4002293101804

WEIGHT: 3150 G / ASH /  $\boxtimes$  11.5  $\times$   $\boxtimes$  33.8  $\times$   $\boxtimes$  33.4 CM

PACKAGING DIMENSIONS:  $\boxtimes$  28.3  $\times$   $\boxtimes$  18.2  $\times$   $\boxtimes$  43.2 CM / SHIPPING WEIGHT: 4540 G



-  **1040330409** PARING KNIFE / 9 CM
-  **1040331614** UTILITY KNIFE SERRATED EDGE / 14 CM
-  **1040330716** UTILITY KNIFE / 16 CM
-  **1040331317** SANTOKU HOLLOW EDGE / 17 CM
-  **1040330120** CHEF'S KNIFE / 20 CM
-  **1040331123** BREAD KNIFE PRECISION DOUBLE-SERRATED / 23 CM
- 2099600603** KNIFE BLOCK






**KNIFE BLOCK SET 7 PIECES**

1090370602 / 4002293101873

WEIGHT: 5500 G / HEATTREATED BEECH WITH STAINLESS STEEL /  $\boxtimes$  36.5  $\times$   $\boxtimes$  43.0  $\times$   $\boxtimes$  21.5 CM

PACKAGING DIMENSIONS:  $\boxtimes$  28.3  $\times$   $\boxtimes$  15.3  $\times$   $\boxtimes$  43.2 CM / SHIPPING WEIGHT: 5880 G



-  **1040330409** PARING KNIFE / 9 CM
-  **1040331614** UTILITY KNIFE SERRATED EDGE / 14 CM
-  **1040330716** UTILITY KNIFE / 16 CM
-  **1040331317** SANTOKU HOLLOW EDGE / 17 CM
-  **1040330120** CHEF'S KNIFE / 20 CM
-  **1040331123** BREAD KNIFE PRECISION DOUBLE-SERRATED / 23 CM
- 2090675001** KNIFE BLOCK



**KNIFE BLOCK SET 8 PIECES**

1090370701 / 4002293101798

WEIGHT: 2500 G / BEECH /  $\boxtimes$ 8.6  $\times$   $\boxplus$ 28.9  $\times$   $\boxtimes$ 32.7 CM

PACKAGING DIMENSIONS:  $\boxtimes$ 28.3  $\times$   $\boxplus$ 15.3  $\times$   $\boxtimes$ 43.2 CM / SHIPPING WEIGHT: 3220 G



-  **1040332207** PEELING KNIFE / 7 CM
-  **1040330409** PARING KNIFE / 9 CM
-  **1040330716** UTILITY KNIFE / 16 CM
-  **1040330120** CHEF'S KNIFE / 20 CM
-  **1040331020** BREAD KNIFE / 20 CM
-  **3049700423** HONING STEEL / 23 CM
-  **1049594907** KITCHEN SHEARS TAKE-APART / 7 CM
- 2099600704** KNIFE BLOCK

**KNIFE BLOCK SET 8 PIECES**

1090370703 / 4002293101859

WEIGHT: 2360 G / ASH /  $\boxtimes$ 8.5  $\times$   $\boxplus$ 30.0  $\times$   $\boxtimes$ 33.0 CM

PACKAGING DIMENSIONS:  $\boxtimes$ 28.3  $\times$   $\boxplus$ 15.3  $\times$   $\boxtimes$ 43.2 CM / SHIPPING WEIGHT: 3360 G



-  **1040332207** PEELING KNIFE / 7 CM
-  **1040330409** PARING KNIFE / 9 CM
-  **1040330716** UTILITY KNIFE / 16 CM
-  **1040330120** CHEF'S KNIFE / 20 CM
-  **1040331020** BREAD KNIFE / 20 CM
-  **3049700423** HONING STEEL / 23 CM
-  **1049594907** KITCHEN SHEARS TAKE-APART / 7 CM
- 2099600702** KNIFE BLOCK

**KNIFE BLOCK SET 9 PIECES**

1090370805 / 4002293118239

WEIGHT: 3540 G / ASH /  $\boxtimes$ 15.5  $\times$   $\boxtimes$ 32.1  $\times$   $\boxtimes$ 30.7 CM

PACKAGING DIMENSIONS:  $\boxtimes$ 28.3  $\times$   $\boxtimes$ 22.1  $\times$   $\boxtimes$ 43.2 CM / SHIPPING WEIGHT: 5120 G



- 1040330409** PARING KNIFE / 9 CM
- 1040331614** UTILITY KNIFE SERRATED EDGE / 14 CM
- 1040330716** UTILITY KNIFE / 16 CM
- 1040331317** SANTOKU HOLLOW EDGE / 17 CM
- 1040330120** CHEF'S KNIFE / 20 CM
- 1040331123** BREAD KNIFE PRECISION DOUBLE-SERRATED / 23 CM
- 3040385026** HONING STEEL / 26 CM
- 1059594904** KITCHEN SHEARS / 6 CM
- 2099600801** KNIFE BLOCK

**KNIFE BLOCK SET 9 PIECES**

1090370806 / 4002293118246

WEIGHT: 3720 G / HEATTREATED BEECH /  $\boxtimes$ 15.2  $\times$   $\boxtimes$ 29.5  $\times$   $\boxtimes$ 31.0 CM

PACKAGING DIMENSIONS:  $\boxtimes$ 28.3  $\times$   $\boxtimes$ 22.1  $\times$   $\boxtimes$ 43.2 CM / SHIPPING WEIGHT: 5220 G



- 1040330409** PARING KNIFE / 9 CM
- 1040331614** UTILITY KNIFE SERRATED EDGE / 14 CM
- 1040330716** UTILITY KNIFE / 16 CM
- 1040331317** SANTOKU HOLLOW EDGE / 17 CM
- 1040330120** CHEF'S KNIFE / 20 CM
- 1040331123** BREAD KNIFE PRECISION DOUBLE-SERRATED / 23 CM
- 3040385026** HONING STEEL / 26 CM
- 1059594904** KITCHEN SHEARS / 6 CM
- 2099600802** KNIFE BLOCK










**KNIFE BLOCK SET 10 PIECES**

1090370901 / 4002293101477

WEIGHT: 5000 G / ASH /  $\boxtimes$  14.5  $\times$   $\boxplus$  32.2  $\times$   $\boxtimes$  33.4 CM

PACKAGING DIMENSIONS:  $\boxtimes$  28.3  $\times$   $\boxplus$  22.1  $\times$   $\boxtimes$  43.2 CM / SHIPPING WEIGHT: 5960 G



-  **1040332207** PEELING KNIFE / 7 CM
-  **1040330409** PARING KNIFE / 9 CM
-  **1040331614** UTILITY KNIFE SERRATED EDGE / 14 CM
-  **1040330716** UTILITY KNIFE / 16 CM
-  **1040331317** SANTOKU HOLLOW EDGE / 17 CM
-  **1040330120** CHEF'S KNIFE / 20 CM
-  **1040331123** BREAD KNIFE PRECISION DOUBLE-SERRATED / 23 CM
-  **9040390016** MEAT FORK STRAIGHT / 16 CM
-  **3040385026** HONING STEEL / 26 CM
- 2099600901** KNIFE BLOCK

## Classic Ikon Chef's Knife

Forged from one piece of WÜSTHOF Steel

Half bolster design for optimal weight balance

Full tang

Grinding angle 29°/ final buffing by hand

Triple riveted

Specialised synthetic material (POM)

Double bolster with high-quality logo etching



The knives from the Classic Ikon series are packaged in a window box (see image) and are listed in the catalogue with the corresponding item number and EAN code. Alternatively, the knives can also be ordered with a cardboard protector. These variants start with item numbers 103/903. A detailed overview of the item numbers can be found in the current price list.



#### **DOUBLE BOLSTER DESIGN**

Balance and ergonomics – the special design with a double bolster ensures balanced handling, so the knife sits comfortably in your hand and guarantees effortless chopping.



#### **PEELING KNIFE**

This handy knife with a short, curved edge is especially well suited for cleaning and peeling round fruits and vegetables. Valuable vitamins are preserved thanks to the precise blade, also reducing food waste.



#### **HALF BOLSTER**

The knife weighs less thanks to its slim bolster design, making your work effortless. In addition, the design allows the entire length of the blade to be used and resharpened.



#### **HOLLOW EDGE**

Small air pockets are created by the dimples or indentations on the blade. These have a positive effect so that thin slices and soft, sticky food items are easier to remove from the blade.



#### **HANDLE HEEL WITH LOGO**

The ergonomic handle ensures perfect grip. It is also riveted and features an elegantly etched trident logo.

**PEELING KNIFE**

1040432207 / 4002293101910

WEIGHT: 65 G / BLADE LENGTH: 7 CM / BLADE WIDTH: 2.0 CM / ITEM LENGTH: 17.9 CM  
PACKAGING DIMENSIONS:  $\boxtimes$  24.7  $\times$   $\boxplus$  7.2  $\times$   $\boxtimes$  2.0 CM / SHIPPING WEIGHT: 117 G



**PARING KNIFE**

1040433208 / 4002293101897

WEIGHT: 76 G / BLADE LENGTH: 8 CM / BLADE WIDTH: 2.0 CM / ITEM LENGTH: 18.9 CM  
PACKAGING DIMENSIONS:  $\boxtimes$  24.7  $\times$   $\boxplus$  7.2  $\times$   $\boxtimes$  2.0 CM / SHIPPING WEIGHT: 120 G



**PARING KNIFE**

1040430409 / 4002293101934

WEIGHT: 76 G / BLADE LENGTH: 9 CM / BLADE WIDTH: 2.0 CM / ITEM LENGTH: 20.5 CM  
PACKAGING DIMENSIONS:  $\boxtimes$  24.7  $\times$   $\boxplus$  7.2  $\times$   $\boxtimes$  2.0 CM / SHIPPING WEIGHT: 120 G



**UTILITY KNIFE**

1040430412 / 4002293101958

WEIGHT: 78 G / BLADE LENGTH: 12 CM / BLADE WIDTH: 2.0 CM / ITEM LENGTH: 22.9 CM  
PACKAGING DIMENSIONS:  $\boxtimes$  24.7  $\times$   $\boxplus$  7.2  $\times$   $\boxtimes$  2.0 CM / SHIPPING WEIGHT: 140 G



**STEAK KNIFE**

1040431712 / 4002293101972

WEIGHT: 78 G / BLADE LENGTH: 12 CM / BLADE WIDTH: 2.0 CM / ITEM LENGTH: 22.9 CM  
PACKAGING DIMENSIONS:  $\boxtimes$  32.1  $\times$   $\boxplus$  7.1  $\times$   $\boxtimes$  2.5 CM / SHIPPING WEIGHT: 120 G



**UTILITY KNIFE SERRATED EDGE**

1040431614 / 4002293101996

WEIGHT: 87 G / BLADE LENGTH: 14 CM / BLADE WIDTH: 2.0 CM / ITEM LENGTH: 25.0 CM

PACKAGING DIMENSIONS:  $\boxtimes$ 32.1  $\times$   $\boxplus$ 7.1  $\times$   $\boxtimes$ 2.5 CM / SHIPPING WEIGHT: 140 G



**BONING KNIFE**

1040431414 / 4002293102290

WEIGHT: 164 G / BLADE LENGTH: 14 CM / BLADE WIDTH: 2.8 CM / ITEM LENGTH: 27.0 CM

PACKAGING DIMENSIONS:  $\boxtimes$ 32.0  $\times$   $\boxplus$ 7.0  $\times$   $\boxtimes$ 2.3 CM / SHIPPING WEIGHT: 220 G



**FILLET KNIFE FLEXIBLE**

1040433716 / 4002293102207

WEIGHT: 126 G / BLADE LENGTH: 16 CM / BLADE WIDTH: 2.5 CM / ITEM LENGTH: 28.6 CM / FLEXIBLE BLADE

PACKAGING DIMENSIONS:  $\boxtimes$ 32.0  $\times$   $\boxplus$ 7.0  $\times$   $\boxtimes$ 2.3 CM / SHIPPING WEIGHT: 180 G



**SANTOKU HOLLOW EDGE**

1040431317 / 4002293102115

WEIGHT: 203 G / BLADE LENGTH: 17 CM / BLADE WIDTH: 4.6 CM / ITEM LENGTH: 30.7 CM

PACKAGING DIMENSIONS:  $\boxtimes$ 36.5  $\times$   $\boxplus$ 8.0  $\times$   $\boxtimes$ 2.8 CM / SHIPPING WEIGHT: 280 G



**CHINESE CHEF'S KNIFE**

1040431818 / 4002293102313

WEIGHT: 350 G / BLADE LENGTH: 18 CM / BLADE WIDTH: 7.8 CM / ITEM LENGTH: 32.4 CM

PACKAGING DIMENSIONS:  $\boxtimes$ 38.4  $\times$   $\boxplus$ 11.5  $\times$   $\boxtimes$ 2.7 CM / SHIPPING WEIGHT: 480 G



**CHEF'S KNIFE**

1040430116 / 4002293102221

WEIGHT: 183 G / BLADE LENGTH: 16 CM / BLADE WIDTH: 4.0 CM / ITEM LENGTH: 29.0 CM

PACKAGING DIMENSIONS:  $\square$  36.5  $\times$   $\uparrow$  8.0  $\times$   $\boxtimes$  2.0 CM / SHIPPING WEIGHT: 260 G



**CHEF'S KNIFE**

1040430118 / 4002293131016

WEIGHT: 169 G / BLADE LENGTH: 18 CM / BLADE WIDTH: 4.0 CM / ITEM LENGTH: 31.1 CM

PACKAGING DIMENSIONS:  $\square$  36.5  $\times$   $\uparrow$  8.0  $\times$   $\boxtimes$  2.0 CM / SHIPPING WEIGHT: 232 G



**CHEF'S KNIFE**

1040430120 / 4002293102245

WEIGHT: 271 G / BLADE LENGTH: 20 CM / BLADE WIDTH: 4.7 CM / ITEM LENGTH: 34.1 CM

PACKAGING DIMENSIONS:  $\square$  36.5  $\times$   $\uparrow$  8.0  $\times$   $\boxtimes$  2.0 CM / SHIPPING WEIGHT: 340 G



**CHEF'S KNIFE**

1040430123 / 4002293102269

WEIGHT: 290 G / BLADE LENGTH: 23 CM / BLADE WIDTH: 4.7 CM / ITEM LENGTH: 36.7 CM

PACKAGING DIMENSIONS:  $\square$  45.0  $\times$   $\uparrow$  8.0  $\times$   $\boxtimes$  2.5 CM / SHIPPING WEIGHT: 365 G





**UTILITY KNIFE**

1040430716 / 4002293102160

WEIGHT: 131 G / BLADE LENGTH: 16 CM / BLADE WIDTH: 2.5 CM / ITEM LENGTH: 28.6 CM  
PACKAGING DIMENSIONS:  $\boxtimes$  36.5  $\times$   $\boxplus$  8.0  $\times$   $\boxminus$  2.0 CM / SHIPPING WEIGHT: 190 G



**CARVING KNIFE**

1040430720 / 4002293102184

WEIGHT: 180 G / BLADE LENGTH: 20 CM / BLADE WIDTH: 3.1 CM / ITEM LENGTH: 32.7 CM  
PACKAGING DIMENSIONS:  $\boxtimes$  36.5  $\times$   $\boxplus$  8.0  $\times$   $\boxminus$  2.0 CM / SHIPPING WEIGHT: 245 G



**BREAD KNIFE**

1040431020 / 4002293102047

WEIGHT: 154 G / BLADE LENGTH: 20 CM / BLADE WIDTH: 3.1 CM / ITEM LENGTH: 32.4 CM  
PACKAGING DIMENSIONS:  $\boxtimes$  32.8  $\times$   $\boxplus$  3.6  $\times$   $\boxminus$  1.7 CM / SHIPPING WEIGHT: 220 G



**BREAD KNIFE**

1040431023 / 4002293102061

WEIGHT: 204 G / BLADE LENGTH: 23 CM / BLADE WIDTH: 3.1 CM / ITEM LENGTH: 36.0 CM  
PACKAGING DIMENSIONS:  $\boxtimes$  36.5  $\times$   $\boxplus$  8.0  $\times$   $\boxminus$  2.8 CM / SHIPPING WEIGHT: 280 G



**BREAD KNIFE PRECISION DOUBLE-SERRATED**

1040431123 / 4002293102023

WEIGHT: 201 G / BLADE LENGTH: 23 CM / BLADE WIDTH: 3.1 CM / ITEM LENGTH: 36.0 CM  
PACKAGING DIMENSIONS:  $\boxtimes$  36.5  $\times$   $\boxplus$  8.0  $\times$   $\boxminus$  2.8 CM / SHIPPING WEIGHT: 300 G



**STEAK KNIFE SET 4-PIECE**

1120460401 / 4002293102405

WEIGHT: 312 G / PACKAGING DIMENSIONS:  $\boxtimes$  26.8  $\times$   $\boxplus$  14.0  $\times$   $\boxtimes$  2.5 CM / SHIPPING WEIGHT: 400 G



1040431712 4  $\times$  STEAK KNIFE / 12 CM



**KNIFE SET 3 PIECES**

1120460301 / 4002293102382

WEIGHT: 509 G / PACKAGING DIMENSIONS:  $\boxtimes$  38.0  $\times$   $\boxplus$  15.0  $\times$   $\boxtimes$  3.8 CM / SHIPPING WEIGHT: 652 G



1040430409 PARING KNIFE / 9 CM

1040430720 CARVING KNIFE / 20 CM

1040430120 CHEF'S KNIFE / 20 CM



**MEAT FORK STRAIGHT**

9040490016 / 4002293102146

WEIGHT: 180 G / ITEM LENGTH: 26.8 CM / WORKING LENGTH: 16 CM

PACKAGING DIMENSIONS:  $\boxtimes$  36.5  $\times$   $\boxplus$  8.0  $\times$   $\boxtimes$  2.8 CM / SHIPPING WEIGHT: 230 G



**HONING STEEL**

3040485026 / 4002293115344

WEIGHT: 288 G / ITEM LENGTH: 37.5 CM / WORKING LENGTH: 26 CM

PACKAGING DIMENSIONS:  $\boxtimes$  45.1  $\times$   $\boxplus$  7.1  $\times$   $\boxtimes$  3.7 CM / SHIPPING WEIGHT: 385 G









**KNIFE BLOCK SET 7 PIECES**

1090470602 / 4002293118253

WEIGHT: 3250 G / ASH / 11.6 × 35.0 × 34.0 CM

PACKAGING DIMENSIONS: 28.3 × 18.2 × 43.2 CM / SHIPPING WEIGHT: 4360 G



-  **1040430409** PARING KNIFE / 9 CM
-  **1040431614** UTILITY KNIFE SERRATED EDGE / 14 CM
-  **1040430716** UTILITY KNIFE / 16 CM
-  **1040431317** SANTOKU HOLLOW EDGE / 17 CM
-  **1040430120** CHEF'S KNIFE / 20 CM
-  **1040431123** BREAD KNIFE PRECISION DOUBLE-SERRATED / 23 CM
- 2099600605** KNIFE BLOCK









**KNIFE BLOCK SET 9 PIECES**

1090470802 / 4002293118260

WEIGHT: 3920 G / HEATTREATED BEECH / 15.6 × 30.9 × 31.8 CM

PACKAGING DIMENSIONS: 28.3 × 22.1 × 43.2 CM / SHIPPING WEIGHT: 5240 G



-  **1040430409** PARING KNIFE / 9 CM
-  **1040431614** UTILITY KNIFE SERRATED EDGE / 14 CM
-  **1040430716** UTILITY KNIFE / 16 CM
-  **1040431317** SANTOKU HOLLOW EDGE / 17 CM
-  **1040430120** CHEF'S KNIFE / 20 CM
-  **1040431123** BREAD KNIFE PRECISION DOUBLE-SERRATED / 23 CM
-  **3040485026** HONING STEEL / 26 CM
-  **1059594904** KITCHEN SHEARS / 6 CM
- 2099600802** KNIFE BLOCK

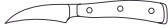








**KNIFE BLOCK SET 10 PIECES**

1090470902 / 4002293118277

WEIGHT: 4180 G / ASH /  $\boxtimes$  14.4  $\times$   $\boxplus$  32.9  $\times$   $\boxtimes$  33.9 CM

PACKAGING DIMENSIONS:  $\boxtimes$  28.3  $\times$   $\boxplus$  22.1  $\times$   $\boxtimes$  43.2 CM / SHIPPING WEIGHT: 5960 G



-  **1040432207** PEELING KNIFE / 7 CM
-  **1040430409** PARING KNIFE / 9 CM
-  **1040431614** UTILITY KNIFE SERRATED EDGE / 14 CM
-  **1040430716** UTILITY KNIFE / 16 CM
-  **1040431317** SANTOKU HOLLOW EDGE / 17 CM
-  **1040430120** CHEF'S KNIFE / 20 CM
-  **1040431123** BREAD KNIFE PRECISION DOUBLE-SERRATED / 23 CM
-  **9040490016** MEAT FORK STRAIGHT / 16 CM
-  **3040485026** HONING STEEL / 26 CM
- 2099600902** KNIFE BLOCK



## Classic Chef's Knife

Forged from one piece of WÜSTHOF steel

Safe work thanks to a full bolster

Triple riveted

Grinding angle 29° / final buffing by hand

Full tang

Specialised synthetic material (POM)

Hand guard



The knives from the Classic series are packaged in window box (see image) and are listed in the catalogue with the corresponding item number and EAN code. Alternatively, the knives can also be ordered with a cardboard protector. These variants start with item numbers 103/903. A detailed overview of the item numbers can be found in the current price list.



#### **HAND GUARD**

The knife handle sits perfectly in your palm, curving into your hand to prevent slipping. The robust handle scales are secured with stainless steel rivets and seamlessly assembled.



#### **FULL BOLSTER**

The full bolster reliably protects the fingers when preparing and plating fresh food, creating balance to make agile and precise work easier.



#### **FULL TANG**

As an extension of the blade, the tang gives the knife reliable stability. In addition, it ensures good balance by acting as a counterweight to the blade.



#### **HOLLOW EDGE**

Small air pockets are created by the dimples or indentations on the blade. These have a positive effect so that thin slices and soft, sticky food items are easier to remove from the blade.



#### **PRECISION DOUBLE-SERRATED EDGE**

The bread knife with a unique double-serrated edge cuts hard crusts just as easily as soft bread or large fruits, such as melons. From the very first time you use it, you can feel the difference compared to traditional serrated edges.



#### **BUTCHER KNIFE**

Our distinctive knife is perfect for portioning meat or effortlessly carving large fruits and vegetables. The special design, forged from steel, makes it an extraordinary work of art.

**PARING KNIFE**

1040105007 / 4002293103396

WEIGHT: 58 G / BLADE LENGTH: 7 CM / BLADE WIDTH: 2.0 CM / ITEM LENGTH: 17.1 CM

PACKAGING DIMENSIONS:  $\boxtimes$  24.6  $\times$   $\boxplus$  7.0  $\times$   $\boxtimes$  2.0 CM / SHIPPING WEIGHT: 105 G



**PEELING KNIFE**

1040102207 / 4002293103433

WEIGHT: 59 G / BLADE LENGTH: 7 CM / BLADE WIDTH: 2.0 CM / ITEM LENGTH: 17.1 CM

PACKAGING DIMENSIONS:  $\boxtimes$  24.7  $\times$   $\boxplus$  7.2  $\times$   $\boxtimes$  2.0 CM / SHIPPING WEIGHT: 100 G



**PARING KNIFE**

1040103208 / 4002293103365

WEIGHT: 61 G / BLADE LENGTH: 8 CM / BLADE WIDTH: 2.0 CM / ITEM LENGTH: 18.1 CM

PACKAGING DIMENSIONS:  $\boxtimes$  24.6  $\times$   $\boxplus$  7.0  $\times$   $\boxtimes$  2.0 CM / SHIPPING WEIGHT: 110 G



**PARING KNIFE**

1040100409 / 4002293103464

WEIGHT: 71 G / BLADE LENGTH: 9 CM / BLADE WIDTH: 2.0 CM / ITEM LENGTH: 19.1 CM

PACKAGING DIMENSIONS:  $\boxtimes$  24.6  $\times$   $\boxplus$  7.0  $\times$   $\boxtimes$  2.0 CM / SHIPPING WEIGHT: 110 G



**PARING KNIFE HALF BOLSTER**

1040130409 / 4002293103440

WEIGHT: 62 G / BLADE LENGTH: 9 CM / BLADE WIDTH: 2.0 CM / ITEM LENGTH: 18.8 CM

PACKAGING DIMENSIONS:  $\boxtimes$  24.6  $\times$   $\boxplus$  5.0  $\times$   $\boxtimes$  2.0 CM / SHIPPING WEIGHT: 100 G





**PARING KNIFE**

1040100410 / 4002293104355

WEIGHT: 73 G / BLADE LENGTH: 10 CM / BLADE WIDTH: 2.0 CM / ITEM LENGTH: 20.1 CM

PACKAGING DIMENSIONS:  $\boxtimes$  24.6  $\times$   $\boxtimes$  7.0  $\times$   $\boxtimes$  2.0 CM / SHIPPING WEIGHT: 110 G



**UTILITY KNIFE**

1040100412 / 4002293104423

WEIGHT: 75 G / BLADE LENGTH: 12 CM / BLADE WIDTH: 2.0 CM / ITEM LENGTH: 22.9 CM

PACKAGING DIMENSIONS:  $\boxtimes$  24.6  $\times$   $\boxtimes$  7.0  $\times$   $\boxtimes$  2.0 CM / SHIPPING WEIGHT: 140 G



**STEAK KNIFE**

1040101712 / 4002293104522

WEIGHT: 84 G / BLADE LENGTH: 12 CM / BLADE WIDTH: 2.0 CM / ITEM LENGTH: 22.9 CM

PACKAGING DIMENSIONS:  $\boxtimes$  24.6  $\times$   $\boxtimes$  7.0  $\times$   $\boxtimes$  2.0 CM / SHIPPING WEIGHT: 120 G



**UTILITY KNIFE SERRATED EDGE**

1040101614 / 4002293104607

WEIGHT: 80 G / BLADE LENGTH: 14 CM / BLADE WIDTH: 2.0 CM / ITEM LENGTH: 24.9 CM

PACKAGING DIMENSIONS:  $\boxtimes$  32.1  $\times$   $\boxtimes$  7.1  $\times$   $\boxtimes$  2.5 CM / SHIPPING WEIGHT: 140 G



**TOMATO KNIFE SERRATED EDGE**

1040101914 / 4002293104560

WEIGHT: 76 G / BLADE LENGTH: 14 CM / BLADE WIDTH: 2.0 CM / ITEM LENGTH: 24.9 CM

PACKAGING DIMENSIONS:  $\boxtimes$  32.1  $\times$   $\boxtimes$  7.1  $\times$   $\boxtimes$  2.5 CM / SHIPPING WEIGHT: 135 G



**CHEESE KNIFE HARD CHEESE**

1040135214 / 4002293103341

WEIGHT: 124 G / BLADE LENGTH: 14 CM / BLADE WIDTH: 3.4 CM / ITEM LENGTH: 24.9 CM

PACKAGING DIMENSIONS:  $\boxtimes$  37.1  $\times$   $\boxplus$  7.1  $\times$   $\boxtimes$  2.4 CM / SHIPPING WEIGHT: 176 G



**CHEESE KNIFE SOFT CHEESE**

1040132714 / 4002293103334

WEIGHT: 119 G / BLADE LENGTH: 14 CM / BLADE WIDTH: 2.6 CM / ITEM LENGTH: 25.9 CM

PACKAGING DIMENSIONS:  $\boxtimes$  32.1  $\times$   $\boxplus$  7.1  $\times$   $\boxtimes$  2.5 CM / SHIPPING WEIGHT: 169 G



**BONING KNIFE**

1040101410 / 4002293105734

WEIGHT: 99 G / BLADE LENGTH: 10 CM / BLADE WIDTH: 2.5 CM / ITEM LENGTH: 22.2 CM

PACKAGING DIMENSIONS:  $\boxtimes$  24.5  $\times$   $\boxplus$  7.0  $\times$   $\boxtimes$  1.8 CM / SHIPPING WEIGHT: 140 G



**BONING KNIFE**

1040101414 / 4002293105758

WEIGHT: 141 G / BLADE LENGTH: 14 CM / BLADE WIDTH: 3.1 CM / ITEM LENGTH: 26.9 CM

PACKAGING DIMENSIONS:  $\boxtimes$  32.0  $\times$   $\boxplus$  7.0  $\times$   $\boxtimes$  2.5 CM / SHIPPING WEIGHT: 200 G



**BONING KNIFE FLEXIBLE**

1040101416 / 4002293105772

WEIGHT: 145 G / BLADE LENGTH: 16 CM / BLADE WIDTH: 3.1 CM / ITEM LENGTH: 28.9 CM / FLEXIBLE BLADE

PACKAGING DIMENSIONS:  $\boxtimes$  32.0  $\times$   $\boxplus$  7.0  $\times$   $\boxtimes$  2.3 CM / SHIPPING WEIGHT: 200 G



**UTILITY KNIFE**

1040102116 / 4002293104645

WEIGHT: 119 G / BLADE LENGTH: 16 CM / BLADE WIDTH: 2.5 CM / ITEM LENGTH: 28.3 CM

PACKAGING DIMENSIONS:  $\boxtimes$  32.1  $\times$   $\boxtimes$  7.1  $\times$   $\boxtimes$  2.5 CM / SHIPPING WEIGHT: 180 G



**CHAI DAO**

1040135517 / 4002293104850

WEIGHT: 219 G / BLADE LENGTH: 17 CM / BLADE WIDTH: 5.9 CM / ITEM LENGTH: 29.4 CM

PACKAGING DIMENSIONS:  $\boxtimes$  36.5  $\times$   $\boxtimes$  8.0  $\times$   $\boxtimes$  2.8 CM / SHIPPING WEIGHT: 290 G



**CHAI DAO HOLLOW EDGE**

1040135617 / 4002293109176

WEIGHT: 230 G / BLADE LENGTH: 17 CM / BLADE WIDTH: 5.6 CM / ITEM LENGTH: 29.8 CM

PACKAGING DIMENSIONS:  $\boxtimes$  36.5  $\times$   $\boxtimes$  8.0  $\times$   $\boxtimes$  2.5 CM / SHIPPING WEIGHT: 280 G



**SANTOKU HOLLOW EDGE**

1040131314 / 4002293104911

WEIGHT: 121 G / BLADE LENGTH: 14 CM / BLADE WIDTH: 4.1 CM / ITEM LENGTH: 25.5 CM

PACKAGING DIMENSIONS:  $\boxtimes$  32.1  $\times$   $\boxtimes$  7.1  $\times$   $\boxtimes$  2.5 CM / SHIPPING WEIGHT: 185 G



**SANTOKU HOLLOW EDGE**

1040131317 / 4002293104928

WEIGHT: 176 G / BLADE LENGTH: 17 CM / BLADE WIDTH: 4.6 CM / ITEM LENGTH: 30.3 CM

PACKAGING DIMENSIONS:  $\boxtimes$  36.5  $\times$   $\boxtimes$  8.0  $\times$   $\boxtimes$  2.5 CM / SHIPPING WEIGHT: 260 G



## NAKIRI HOLLOW EDGE

1040132617 / 4002293104973

WEIGHT: 178 G / BLADE LENGTH: 17 CM / BLADE WIDTH: 4.7 CM / ITEM LENGTH: 29.0 CM

PACKAGING DIMENSIONS:  $\square$  32.1  $\times$   $\square$  7.1  $\times$   $\square$  2.5 CM / SHIPPING WEIGHT: 240 G



## CLEAVER

1040102816 / 4002293109152

WEIGHT: 450 G / BLADE LENGTH: 16 CM / BLADE WIDTH: 7.1 CM / ITEM LENGTH: 29.7 CM

PACKAGING DIMENSIONS:  $\square$  38.5  $\times$   $\square$  11.5  $\times$   $\square$  2.5 CM / SHIPPING WEIGHT: 600 G



## CHINESE CHEF'S KNIFE

1040131818 / 4002293109169

WEIGHT: 322 G / BLADE LENGTH: 18 CM / BLADE WIDTH: 7.8 CM / ITEM LENGTH: 31.7 CM

PACKAGING DIMENSIONS:  $\square$  38.5  $\times$   $\square$  11.3  $\times$   $\square$  2.7 CM / SHIPPING WEIGHT: 440 G



## FILLET KNIFE FLEXIBLE

1040103716 / 4002293105352

WEIGHT: 105 G / BLADE LENGTH: 16 CM / BLADE WIDTH: 2.5 CM / ITEM LENGTH: 28.2 CM / FLEXIBLE BLADE

PACKAGING DIMENSIONS:  $\square$  32.0  $\times$   $\square$  7.0  $\times$   $\square$  2.3 CM / SHIPPING WEIGHT: 180 G



**FISH FILLET KNIFE FLEXIBLE**

1040102916 / 4002293105017

WEIGHT: 74 G / BLADE LENGTH: 16 CM / BLADE WIDTH: 2.0 CM / ITEM LENGTH: 26.9 CM / FLEXIBLE BLADE  
PACKAGING DIMENSIONS:  $\boxtimes$ 32.0  $\times$   $\boxplus$ 7.0  $\times$   $\boxminus$ 2.0 CM / SHIPPING WEIGHT: 140 G



**FILLET KNIFE FLEXIBLE**

1040103818 / 4002293105833

WEIGHT: 141 G / BLADE LENGTH: 18 CM / BLADE WIDTH: 3.1 CM / ITEM LENGTH: 30.7 CM / FLEXIBLE BLADE  
PACKAGING DIMENSIONS:  $\boxtimes$ 36.5  $\times$   $\boxplus$ 8.0  $\times$   $\boxminus$ 2.5 CM / SHIPPING WEIGHT: 215 G



**FILLET KNIFE FLEXIBLE**

1040103718 / 4002293105369

WEIGHT: 110 G / BLADE LENGTH: 18 CM / BLADE WIDTH: 2.5 CM / ITEM LENGTH: 30.1 CM / FLEXIBLE BLADE  
PACKAGING DIMENSIONS:  $\boxtimes$ 36.5  $\times$   $\boxplus$ 8.0  $\times$   $\boxminus$ 2.5 CM / SHIPPING WEIGHT: 170 G



**FISH FILLET KNIFE FLEXIBLE**

1040102920 / 4002293109206

WEIGHT: 81 G / BLADE LENGTH: 20 CM / BLADE WIDTH: 2.0 CM / ITEM LENGTH: 30.9 CM / FLEXIBLE BLADE  
PACKAGING DIMENSIONS:  $\boxtimes$ 36.5  $\times$   $\boxplus$ 8.0  $\times$   $\boxminus$ 2.5 CM / SHIPPING WEIGHT: 140 G



**BUTCHER KNIFE HOLLOW EDGE**

1040107120 / 4002293105840

WEIGHT: 241 G / BLADE LENGTH: 20 CM / BLADE WIDTH: 4.7 CM / ITEM LENGTH: 33.7 CM  
PACKAGING DIMENSIONS:  $\boxtimes$ 36.5  $\times$   $\boxplus$ 8.0  $\times$   $\boxminus$ 2.5 CM / SHIPPING WEIGHT: 320 G



**CHEF'S KNIFE**

1040100112 / 4002293105413

WEIGHT: 119 G / BLADE LENGTH: 12 CM / BLADE WIDTH: 3.6 CM / ITEM LENGTH: 23.0 CM

PACKAGING DIMENSIONS:  $\boxtimes$  24.5  $\times$   $\boxplus$  7.0  $\times$   $\boxtimes$  1.8 CM / SHIPPING WEIGHT: 160 G



**CHEF'S KNIFE**

1040100114 / 4002293105420

WEIGHT: 129 G / BLADE LENGTH: 14 CM / BLADE WIDTH: 3.6 CM / ITEM LENGTH: 26.2 CM

PACKAGING DIMENSIONS:  $\boxtimes$  32.2  $\times$   $\boxplus$  7.0  $\times$   $\boxtimes$  2.5 CM / SHIPPING WEIGHT: 185 G



**CHEF'S KNIFE HALF BOLSTER**

1040130116 / 4002293104751

WEIGHT: 139 G / BLADE LENGTH: 16 CM / BLADE WIDTH: 4.0 CM / ITEM LENGTH: 28.0 CM

PACKAGING DIMENSIONS:  $\boxtimes$  32.2  $\times$   $\boxplus$  7.1  $\times$   $\boxtimes$  2.4 CM / SHIPPING WEIGHT: 200 G



**CHEF'S KNIFE**

1040100116 / 4002293105437

WEIGHT: 174 G / BLADE LENGTH: 16 CM / BLADE WIDTH: 4.0 CM / ITEM LENGTH: 28.5 CM

PACKAGING DIMENSIONS:  $\boxtimes$  32.2  $\times$   $\boxplus$  7.0  $\times$   $\boxtimes$  2.5 CM / SHIPPING WEIGHT: 235 G



**CHEF'S KNIFE**

1040100118 / 4002293105468

WEIGHT: 189 G / BLADE LENGTH: 18 CM / BLADE WIDTH: 4.0 CM / ITEM LENGTH: 30.5 CM

PACKAGING DIMENSIONS:  $\boxtimes$  36.8  $\times$   $\boxplus$  8.0  $\times$   $\boxtimes$  2.5 CM / SHIPPING WEIGHT: 260 G



**CHEF'S KNIFE HALF BOLSTER**

1040130120 / 4002293104782

WEIGHT: 215 G / BLADE LENGTH: 20 CM / BLADE WIDTH: 4.7 CM / ITEM LENGTH: 33.1 CM  
PACKAGING DIMENSIONS:  $\boxtimes$  36.6  $\times$   $\boxplus$  8.1  $\times$   $\boxtimes$  2.6 CM / SHIPPING WEIGHT: 280 G



**CHEF'S KNIFE**

1040100120 / 4002293105475

WEIGHT: 268 G / BLADE LENGTH: 20 CM / BLADE WIDTH: 4.7 CM / ITEM LENGTH: 33.7 CM  
PACKAGING DIMENSIONS:  $\boxtimes$  36.8  $\times$   $\boxplus$  8.0  $\times$   $\boxtimes$  2.5 CM / SHIPPING WEIGHT: 340 G



**CHEF'S KNIFE HOLLOW EDGE**

1040100220 / 4002293104553

WEIGHT: 264 G / BLADE LENGTH: 20 CM / BLADE WIDTH: 4.7 CM / ITEM LENGTH: 33.6 CM  
PACKAGING DIMENSIONS:  $\boxtimes$  36.5  $\times$   $\boxplus$  8.0  $\times$   $\boxtimes$  2.5 CM / SHIPPING WEIGHT: 320 G



**CHEF'S KNIFE WIDE**

1040104120 / 4002293105598

WEIGHT: 282 G / BLADE LENGTH: 20 CM / BLADE WIDTH: 5.6 CM / ITEM LENGTH: 33.1 CM  
PACKAGING DIMENSIONS:  $\boxtimes$  45.0  $\times$   $\boxplus$  8.0  $\times$   $\boxtimes$  2.5 CM / SHIPPING WEIGHT: 365 G



**CHEF'S KNIFE**

1040100123 / 4002293105482

WEIGHT: 282 G / BLADE LENGTH: 23 CM / BLADE WIDTH: 4.7 CM / ITEM LENGTH: 36.6 CM  
PACKAGING DIMENSIONS:  $\boxtimes$  45.0  $\times$   $\boxplus$  8.0  $\times$   $\boxtimes$  2.5 CM / SHIPPING WEIGHT: 345 G



**CHEF'S KNIFE**

1040100126 / 4002293105499

WEIGHT: 290 G / BLADE LENGTH: 26 CM / BLADE WIDTH: 4.7 CM / ITEM LENGTH: 39.5 CM  
PACKAGING DIMENSIONS:  $\boxtimes$  45.0  $\times$   $\boxplus$  8.0  $\times$   $\boxtimes$  2.5 CM / SHIPPING WEIGHT: 375 G



**CHEF'S KNIFE WIDE**

1040104126 / 4002293105604

WEIGHT: 313 G / BLADE LENGTH: 26 CM / BLADE WIDTH: 5.6 CM / ITEM LENGTH: 39.2 CM  
PACKAGING DIMENSIONS:  $\boxtimes$  45.0  $\times$   $\boxplus$  8.0  $\times$   $\boxtimes$  2.5 CM / SHIPPING WEIGHT: 425 G



**CHEF'S KNIFE**

1190100132 / 4002293109244

WEIGHT: 408 G / BLADE LENGTH: 32 CM / BLADE WIDTH: 5.6 CM / ITEM LENGTH: 45.2 CM  
PACKAGING DIMENSIONS:  $\boxtimes$  57.6  $\times$   $\boxplus$  8.0  $\times$   $\boxtimes$  2.4 CM / SHIPPING WEIGHT: 440 G



**CHEF'S KNIFE HEAVY**

1190104136 / 4002293109213

WEIGHT: 756 G / BLADE LENGTH: 36 CM / BLADE WIDTH: 7.1 CM / ITEM LENGTH: 50.3 CM  
PACKAGING DIMENSIONS:  $\boxtimes$  57.7  $\times$   $\boxplus$  11.0  $\times$   $\boxtimes$  2.3 CM / SHIPPING WEIGHT: 813 G



**UTILITY KNIFE**

1040100714 / 4002293105055

WEIGHT: 111 G / BLADE LENGTH: 14 CM / BLADE WIDTH: 2.5 CM / ITEM LENGTH: 26.1 CM  
PACKAGING DIMENSIONS:  $\boxtimes$  32.2  $\times$   $\boxplus$  7.0  $\times$   $\boxtimes$  2.5 CM / SHIPPING WEIGHT: 170 G





**UTILITY KNIFE**

1040100716 / 4002293105062

WEIGHT: 115 G / BLADE LENGTH: 16 CM / BLADE WIDTH: 2.5 CM / ITEM LENGTH: 28.3 CM  
PACKAGING DIMENSIONS:  $\boxtimes$  32.2  $\times$   $\boxplus$  7.0  $\times$   $\boxtimes$  2.5 CM / SHIPPING WEIGHT: 160 G



**UTILITY KNIFE**

1040100718 / 4002293105079

WEIGHT: 120 G / BLADE LENGTH: 18 CM / BLADE WIDTH: 2.5 CM / ITEM LENGTH: 30.1 CM  
PACKAGING DIMENSIONS:  $\boxtimes$  36.8  $\times$   $\boxplus$  8.0  $\times$   $\boxtimes$  2.5 CM / SHIPPING WEIGHT: 200 G



**CARVING KNIFE**

1040100720 / 4002293105086

WEIGHT: 166 G / BLADE LENGTH: 20 CM / BLADE WIDTH: 3.1 CM / ITEM LENGTH: 32.9 CM  
PACKAGING DIMENSIONS:  $\boxtimes$  36.8  $\times$   $\boxplus$  8.0  $\times$   $\boxtimes$  2.5 CM / SHIPPING WEIGHT: 230 G



**CARVING KNIFE HOLLOW EDGE**

1040100820 / 4002293105192

WEIGHT: 163 G / BLADE LENGTH: 20 CM / BLADE WIDTH: 3.1 CM / ITEM LENGTH: 32.5 CM  
PACKAGING DIMENSIONS:  $\boxtimes$  38.5  $\times$   $\boxplus$  8.0  $\times$   $\boxtimes$  2.5 CM / SHIPPING WEIGHT: 220 G



**CARVING KNIFE**

1040100723 / 4002293105093

WEIGHT: 173 G / BLADE LENGTH: 23 CM / BLADE WIDTH: 3.1 CM / ITEM LENGTH: 35.9 CM  
PACKAGING DIMENSIONS:  $\boxtimes$  45.0  $\times$   $\boxplus$  8.0  $\times$   $\boxtimes$  2.5 CM / SHIPPING WEIGHT: 240 G



**CARVING KNIFE HOLLOW EDGE**

1040100823 / 4002293105208

WEIGHT: 171 G / BLADE LENGTH: 23 CM / BLADE WIDTH: 3.1 CM / ITEM LENGTH: 35.6 CM

PACKAGING DIMENSIONS: 45.0 x 8.0 x 2.5 CM / SHIPPING WEIGHT: 260 G



**CARVING KNIFE**

1040100726 / 4002293105109

WEIGHT: 183 G / BLADE LENGTH: 26 CM / BLADE WIDTH: 3.1 CM / ITEM LENGTH: 38.7 CM

PACKAGING DIMENSIONS: 45.0 x 8.0 x 2.5 CM / SHIPPING WEIGHT: 260 G



**HAM SLICER HOLLOW EDGE**

1040106626 / 4002293105277

WEIGHT: 126 G / BLADE LENGTH: 26 CM / BLADE WIDTH: 2.5 CM / ITEM LENGTH: 38.1 CM

PACKAGING DIMENSIONS: 45.0 x 8.0 x 2.5 CM / SHIPPING WEIGHT: 200 G



**HAM SLICER**

1040106526 / 4002293105253

WEIGHT: 131 G / BLADE LENGTH: 26 CM / BLADE WIDTH: 2.5 CM / ITEM LENGTH: 38.1 CM

PACKAGING DIMENSIONS: 45.0 x 8.0 x 2.5 CM / SHIPPING WEIGHT: 220 G



**SALMON SLICER HOLLOW EDGE**

1040102432 / 4002293105345

WEIGHT: 123 G / BLADE LENGTH: 32 CM / BLADE WIDTH: 2.5 CM / ITEM LENGTH: 44.0 CM / FLEXIBLE BLADE

PACKAGING DIMENSIONS: 48.0 x 8.0 x 2.7 CM / SHIPPING WEIGHT: 220 G



**BREAD KNIFE SCALLOPED EDGE**

1040103920 / 4002293104638

WEIGHT: 176 G / BLADE LENGTH: 20 CM / BLADE WIDTH: 4.9 CM / ITEM LENGTH: 33.0 CM

PACKAGING DIMENSIONS:  $\square$ 36.6  $\times$   $\square$ 8.1  $\times$   $\square$ 2.6 CM / SHIPPING WEIGHT: 240 G



**BREAD KNIFE**

1040101020 / 4002293104720

WEIGHT: 132 G / BLADE LENGTH: 20 CM / BLADE WIDTH: 2.5 CM / ITEM LENGTH: 32.1 CM

PACKAGING DIMENSIONS:  $\square$ 36.5  $\times$   $\square$ 8.0  $\times$   $\square$ 2.8 CM / SHIPPING WEIGHT: 195 G



**BREAD KNIFE**

1040101023 / 4002293104744

WEIGHT: 190 G / BLADE LENGTH: 23 CM / BLADE WIDTH: 3.1 CM / ITEM LENGTH: 35.7 CM

PACKAGING DIMENSIONS:  $\square$ 45.0  $\times$   $\square$ 8.0  $\times$   $\square$ 2.8 CM / SHIPPING WEIGHT: 280 G



**BREAD KNIFE PRECISION DOUBLE-SERRATED**

1040101123 / 4002293104812

WEIGHT: 185 G / BLADE LENGTH: 23 CM / BLADE WIDTH: 3.1 CM / ITEM LENGTH: 35.7 CM

PACKAGING DIMENSIONS:  $\square$ 45.0  $\times$   $\square$ 8.0  $\times$   $\square$ 2.8 CM / SHIPPING WEIGHT: 265 G



**BREAD KNIFE**

1040101026 / 4002293104799

WEIGHT: 197 G / BLADE LENGTH: 26 CM / BLADE WIDTH: 3.1 CM / ITEM LENGTH: 38.7 CM

PACKAGING DIMENSIONS:  $\square$ 45.0  $\times$   $\square$ 8.0  $\times$   $\square$ 2.8 CM / SHIPPING WEIGHT: 266 G



**SUPER SLICER SCALLOPED EDGE**

1040133126 / 4002293105291

WEIGHT: 218 G / BLADE LENGTH: 26 CM / BLADE WIDTH: 4.2 CM / ITEM LENGTH: 38.4 CM

PACKAGING DIMENSIONS:  $\boxtimes$ 45.0  $\times$   $\boxplus$ 8.0  $\times$   $\boxtimes$ 2.5 CM / SHIPPING WEIGHT: 360 G



**STEAK KNIFE SET 4-PIECE**

1120160401 / 4002293107189

WEIGHT: 336 G / PACKAGING DIMENSIONS:  $\boxtimes$ 26.5  $\times$   $\boxplus$ 14.0  $\times$   $\boxtimes$ 2.5 CM / SHIPPING WEIGHT: 380 G



1040101712 4  $\times$  STEAK KNIFE / 12 CM



**STEAK KNIFE SET 6-PIECE**

1120160601 / 4002293107172

WEIGHT: 504 G / PACKAGING DIMENSIONS:  $\boxtimes$ 26.5  $\times$   $\boxplus$ 17.5  $\times$   $\boxtimes$ 2.5 CM / SHIPPING WEIGHT: 580 G



1040101712 6  $\times$  STEAK KNIFE / 12 CM



**2-PIECE CARVING SET 2 PIECES**

1120160204 / 4002293107202

WEIGHT: 296 G / PACKAGING DIMENSIONS:  $\boxtimes$  38.0  $\times$   $\boxplus$  11.0  $\times$   $\boxtimes$  2.5 CM / SHIPPING WEIGHT: 378 G



1040100720 CARVING KNIFE / 20 CM

9040190016 MEAT FORK STRAIGHT / 16 CM



**KNIFE SET 5 PIECES**

1120160501 / 4002293109251

WEIGHT: 895 G / PACKAGING DIMENSIONS:  $\boxtimes$  38.5  $\times$   $\boxplus$  24.0  $\times$   $\boxtimes$  3.8 CM / SHIPPING WEIGHT: 1018 G



1040100410 PARING KNIFE / 10 CM

1040101020 BREAD KNIFE / 20 CM

1040100723 CARVING KNIFE / 23 CM

1040100120 CHEF'S KNIFE / 20 CM

3039700223 HONING STEEL / 23 CM



**KNIFE SET 6 PIECES**

1120160602 / 4002293107295

WEIGHT: 1062 G / PACKAGING DIMENSIONS:  $\boxtimes$  38.0  $\times$   $\boxplus$  27.5  $\times$   $\boxtimes$  3.4 CM / SHIPPING WEIGHT: 1320 G



1040100410 PARING KNIFE / 10 CM

1040101414 BONING KNIFE / 14 CM

1040101020 BREAD KNIFE / 20 CM

1040100723 CARVING KNIFE / 23 CM

1040100120 CHEF'S KNIFE / 20 CM

3039700223 HONING STEEL / 23 CM



**KNIFE SET 2 PIECES**

1120160201 / 4002293109183

WEIGHT: 240 G / PACKAGING DIMENSIONS:  $\boxtimes$  38.0 x  $\boxplus$  11.0 x  $\boxtimes$  2.3 CM / SHIPPING WEIGHT: 307 G



1040103208 PARING KNIFE / 8 CM

1040131317 SANTOKU HOLLOW EDGE / 17 CM



**KNIFE SET 2 PIECES**

1120160206 / 4002293107301

WEIGHT: 334 G / PACKAGING DIMENSIONS:  $\boxtimes$  38.0 x  $\boxplus$  11.0 x  $\boxtimes$  2.5 CM / SHIPPING WEIGHT: 420 G



1040100409 PARING KNIFE / 9 CM

1040100120 CHEF'S KNIFE / 20 CM



**KNIFE SET 3 PIECES**

1120160301 / 4002293107134

WEIGHT: 460 G / PACKAGING DIMENSIONS:  $\boxtimes$  38.0 x  $\boxplus$  15.0 x  $\boxtimes$  3.5 CM / SHIPPING WEIGHT: 600 G



1040100409 PARING KNIFE / 9 CM

1040100716 UTILITY KNIFE / 16 CM

1040100120 CHEF'S KNIFE / 20 CM



**KNIFE SET 3 PIECES**

1120160304 / 4002293107165

WEIGHT: 445 G / PACKAGING DIMENSIONS:  $\boxtimes$  38.0 x  $\boxplus$  15.0 x  $\boxtimes$  3.5 CM / SHIPPING WEIGHT: 585 G



1040100409 PARING KNIFE / 9 CM

1040101020 BREAD KNIFE / 20 CM

1040100120 CHEF'S KNIFE / 20 CM



**MEAT FORK CURVED**

9040190116 / 4002293107974

WEIGHT: 133 G / ITEM LENGTH: 26.6 CM / WORKING LENGTH: 16 CM

PACKAGING DIMENSIONS:  $\boxtimes$  39.5  $\times$   $\boxplus$  5.4  $\times$   $\boxtimes$  2.5 CM / SHIPPING WEIGHT: 160 G



**MEAT FORK STRAIGHT**

9040190016 / 4002293107912

WEIGHT: 130 G / ITEM LENGTH: 26.5 CM / WORKING LENGTH: 16 CM

PACKAGING DIMENSIONS:  $\boxtimes$  36.5  $\times$   $\boxplus$  8.0  $\times$   $\boxtimes$  2.8 CM / SHIPPING WEIGHT: 200 G



**MEAT FORK STRAIGHT**

9040190018 / 4002293107936

WEIGHT: 136 G / ITEM LENGTH: 28.1 CM / WORKING LENGTH: 18 CM

PACKAGING DIMENSIONS:  $\boxtimes$  36.5  $\times$   $\boxplus$  8.0  $\times$   $\boxtimes$  2.8 CM / SHIPPING WEIGHT: 230 G



**MEAT FORK STRAIGHT**

9040190020 / 4002293107950

WEIGHT: 155 G / ITEM LENGTH: 30.5 CM / WORKING LENGTH: 20 CM

PACKAGING DIMENSIONS:  $\boxtimes$  36.5  $\times$   $\boxplus$  8.0  $\times$   $\boxtimes$  2.8 CM / SHIPPING WEIGHT: 235 G



**MEAT FORK CURVED**

9040190120 / 4002293107998

WEIGHT: 163 G / ITEM LENGTH: 31.2 CM / WORKING LENGTH: 20 CM

PACKAGING DIMENSIONS:  $\boxtimes$  39.0  $\times$   $\boxplus$  7.5  $\times$   $\boxtimes$  2.5 CM / SHIPPING WEIGHT: 185 G



**HONING STEEL**

3040185026 / 4002293115849

WEIGHT: 302 G / ITEM LENGTH: 37.1 CM / WORKING LENGTH: 26 CM

PACKAGING DIMENSIONS:  $\boxtimes$  45.0  $\times$   $\boxplus$  7.0  $\times$   $\boxtimes$  3.7 CM / SHIPPING WEIGHT: 360 G








**KNIFE BLOCK SET 6 PIECES**

1090170501 / 4002293109190

WEIGHT: 2700 G / BEECH / ☒11.2 × ☒31.3 × ☒32.3 CM

PACKAGING DIMENSIONS: ☒28.3 × ☒18.2 × ☒43.2 CM / SHIPPING WEIGHT: 4495 G



-  **1040100409** PARING KNIFE / 9 CM
-  **1040100720** CARVING KNIFE / 20 CM
-  **1040100120** CHEF'S KNIFE / 20 CM
-  **1040101020** BREAD KNIFE / 20 CM
-  **3039700423** HONING STEEL / 23 CM
- 2099600906** KNIFE BLOCK






**KNIFE BLOCK SET 6 PIECES**

1090170503 / 4002293107448

WEIGHT: 2671 G / ASH / ☒8.7 × ☒31.5 × ☒35.1 CM

PACKAGING DIMENSIONS: ☒28.9 × ☒15.3 × ☒41.5 CM / SHIPPING WEIGHT: 4260 G



-  **1040100716** UTILITY KNIFE / 16 CM
-  **1040131818** CHINESE CHEF'S KNIFE / 18 CM
-  **1129500918** CLEAVER / 18 CM
-  **3039700423** HONING STEEL / 23 CM
-  **1049594907** KITCHEN SHEARS TAKE-APART / 7 CM
- KNIFE BLOCK**







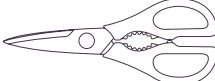
**KNIFE BLOCK SET 8 PIECES**

1090170701 / 4002293107356

WEIGHT: 2460 G / BEECH /  $\boxtimes$ 8.6  $\times$   $\boxplus$ 28.2  $\times$   $\boxtimes$ 32.8 CM

PACKAGING DIMENSIONS:  $\boxtimes$ 28.3  $\times$   $\boxplus$ 15.3  $\times$   $\boxtimes$ 43.2 CM / SHIPPING WEIGHT: 3720 G



-  **1040103208** PARING KNIFE / 8 CM
-  **1040100412** UTILITY KNIFE / 12 CM
-  **1040100720** CARVING KNIFE / 20 CM
-  **1040100120** CHEF'S KNIFE / 20 CM
-  **1040101020** BREAD KNIFE / 20 CM
-  **3039700423** HONING STEEL / 23 CM
-  **1049594907** KITCHEN SHEARS TAKE-APART / 7 CM
- 2099600704** KNIFE BLOCK





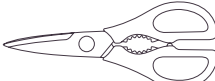
**KNIFE BLOCK SET 8 PIECES**

1090170707 / 4002293107424

WEIGHT: 2460 G / ASH /  $\boxtimes$ 8.6  $\times$   $\boxplus$ 29.5  $\times$   $\boxtimes$ 32.8 CM

PACKAGING DIMENSIONS:  $\boxtimes$ 28.3  $\times$   $\boxplus$ 15.3  $\times$   $\boxtimes$ 43.2 CM / SHIPPING WEIGHT: 3720 G



-  **1040103208** PARING KNIFE / 8 CM
-  **1040100412** UTILITY KNIFE / 12 CM
-  **1040100720** CARVING KNIFE / 20 CM
-  **1040100120** CHEF'S KNIFE / 20 CM
-  **1040101020** BREAD KNIFE / 20 CM
-  **3039700423** HONING STEEL / 23 CM
-  **1049594907** KITCHEN SHEARS TAKE-APART / 7 CM
- 2099600702** KNIFE BLOCK










## KNIFE BLOCK SET 9 PIECES

1090170901 / 4002293107486

WEIGHT: 3480 G / BEECH /  $\square$ 11.2  $\times$   $\square$ 30.9  $\times$   $\square$ 32.0 CM

PACKAGING DIMENSIONS:  $\square$ 28.3  $\times$   $\square$ 18.2  $\times$   $\square$ 43.2 CM / SHIPPING WEIGHT: 4620 G



-  **1040102207** PEELING KNIFE / 7 CM
-  **1040100410** PARING KNIFE / 10 CM
-  **1040101614** UTILITY KNIFE SERRATED EDGE / 14 CM
-  **1040100720** CARVING KNIFE / 20 CM
-  **1040100120** CHEF'S KNIFE / 20 CM
-  **1040101123** BREAD KNIFE PRECISION DOUBLE-SERRATED / 23 CM
-  **9040190016** MEAT FORK STRAIGHT / 16 CM
-  **3039700423** HONING STEEL / 23 CM
-  **1049594907** KITCHEN SHEARS TAKE-APART / 7 CM
- 2099600906** KNIFE BLOCK










## KNIFE BLOCK SET 9 PIECES

1090170904 / 4002293107523

WEIGHT: 3000 G / ASH /  $\square$ 11.2  $\times$   $\square$ 30.9  $\times$   $\square$ 32.0 CM

PACKAGING DIMENSIONS:  $\square$ 28.3  $\times$   $\square$ 18.2  $\times$   $\square$ 43.2 CM / SHIPPING WEIGHT: 4560 G



-  **1040102207** PEELING KNIFE / 7 CM
-  **1040100410** PARING KNIFE / 10 CM
-  **1040101614** UTILITY KNIFE SERRATED EDGE / 14 CM
-  **1040100720** CARVING KNIFE / 20 CM
-  **1040100120** CHEF'S KNIFE / 20 CM
-  **1040101123** BREAD KNIFE PRECISION DOUBLE-SERRATED / 23 CM
-  **9040190016** MEAT FORK STRAIGHT / 16 CM
-  **3039700423** HONING STEEL / 23 CM
-  **1049594907** KITCHEN SHEARS TAKE-APART / 7 CM
- 2099600909** KNIFE BLOCK










**KNIFE BLOCK SET 9 PIECES**

1090170905 / 4002293107530

WEIGHT: 3450 G / ASH /  $\boxtimes$  11.2 x  $\boxtimes$  30.9 x  $\boxtimes$  32.0 CM

PACKAGING DIMENSIONS:  $\boxtimes$  28.3 x  $\boxtimes$  18.2 x  $\boxtimes$  43.2 CM / SHIPPING WEIGHT: 4440 G



-  **1040102207** PEELING KNIFE / 7 CM
-  **1040100410** PARING KNIFE / 10 CM
-  **1040101614** UTILITY KNIFE SERRATED EDGE / 14 CM
-  **1040100720** CARVING KNIFE / 20 CM
-  **1040100120** CHEF'S KNIFE / 20 CM
-  **1040101123** BREAD KNIFE PRECISION DOUBLE-SERRATED / 23 CM
-  **9040190016** MEAT FORK STRAIGHT / 16 CM
-  **3039700423** HONING STEEL / 23 CM
-  **1049594907** KITCHEN SHEARS TAKE-APART / 7 CM
- 2099600908** KNIFE BLOCK













**KNIFE BLOCK SET 13 PIECES**

1090171201 / 4002293107547

WEIGHT: 5130 G / BEECH /  $\boxtimes$  14.0 x  $\boxtimes$  33.0 x  $\boxtimes$  36.0 CM

PACKAGING DIMENSIONS:  $\boxtimes$  28.3 x  $\boxtimes$  22.1 x  $\boxtimes$  43.2 CM / SHIPPING WEIGHT: 6915 G



-  **1040103208** PARING KNIFE / 8 CM
-  **1040100410** PARING KNIFE / 10 CM
-  **1040101414** BONING KNIFE / 14 CM
-  **1040101614** UTILITY KNIFE SERRATED EDGE / 14 CM
-  **1129500916** CLEAVER / 16 CM
-  **1040131317** SANTOKU HOLLOW EDGE / 17 CM
-  **1040100120** CHEF'S KNIFE / 20 CM
-  **1040100723** CARVING KNIFE / 23 CM
-  **1040101123** BREAD KNIFE PRECISION DOUBLE-SERRATED / 23 CM
-  **9040190016** MEAT FORK STRAIGHT / 16 CM
-  **3039700423** HONING STEEL / 23 CM
-  **1049594907** KITCHEN SHEARS TAKE-APART / 7 CM
- 2099601201** KNIFE BLOCK












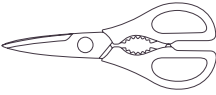
**KNIFE BLOCK SET 13 PIECES**

1090171203 / 4002293107561

WEIGHT: 5350 G / ASH / 14.0 × 33.0 × 36.0 CM

PACKAGING DIMENSIONS: 28.3 × 22.1 × 43.2 CM / SHIPPING WEIGHT: 6985 G



-  **1040103208** PARING KNIFE / 8 CM
-  **1040100410** PARING KNIFE / 10 CM
-  **1040101614** UTILITY KNIFE SERRATED EDGE / 14 CM
-  **1040101414** BONING KNIFE / 14 CM
-  **1129500916** CLEAVER / 16 CM
-  **1040131317** SANTOKU HOLLOW EDGE / 17 CM
-  **1040100120** CHEF'S KNIFE / 20 CM
-  **1040100723** CARVING KNIFE / 23 CM
-  **1040101123** BREAD KNIFE PRECISION DOUBLE-SERRATED / 23 CM
-  **9040190016** MEAT FORK STRAIGHT / 16 CM
-  **3039700423** HONING STEEL / 23 CM
-  **1049594907** KITCHEN SHEARS TAKE-APART / 7 CM
- 2099601202** KNIFE BLOCK





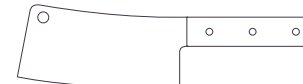






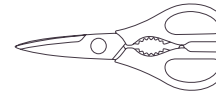
**KNIFE BLOCK SET 13 PIECES**

1090171204 / 4002293107578

WEIGHT: 5220 G / ASH / 14.0 × 33.0 × 36.0 CM

PACKAGING DIMENSIONS: 28.3 × 22.1 × 43.2 CM / SHIPPING WEIGHT: 6965 G



-  **1040103208** PARING KNIFE / 8 CM
-  **1040100410** PARING KNIFE / 10 CM
-  **1040101614** UTILITY KNIFE SERRATED EDGE / 14 CM
-  **1040101414** BONING KNIFE / 14 CM
-  **1129500916** CLEAVER / 16 CM
-  **1040131317** SANTOKU HOLLOW EDGE / 17 CM
-  **1040100120** CHEF'S KNIFE / 20CM
-  **1040100723** CARVING KNIFE / 23 CM
-  **1040101123** BREAD KNIFE PRECISION DOUBLE-SERRATED / 23 CM
-  **9040190016** MEAT FORK STRAIGHT / 16 CM
-  **3039700423** HONING STEEL / 23 CM
-  **1049594907** KITCHEN SHEARS TAKE-APART / 7 CM
- 2099601203** KNIFE BLOCK



WÜSTHOF CLASSIC  
Made in Solingen, Germany (D.F.R.)



# Classic Chef's Knife

Forged from one piece of WÜSTHOF steel

Safe work thanks to the full bolster

Triple riveted

Grind angle 29° / final buffing by hand

Full tang

Specialised synthetic material (POM)

Hand guard



The knives from the Classic series are packaged in a window box (see image) and are listed in the catalogue with the corresponding item number and EAN code. Alternatively, the knives can also be ordered with a cardboard protector. These variants start with item numbers 103/903. A detailed overview of the item numbers can be found in the current price list.



#### **HAND GUARD**

The knife handle sits well in your palm and curves into the hand to prevent slipping. The robust handle scales are secured with stainless steel rivets and processed seamlessly.



#### **FULL BOLSTER**

The full bolster reliably protects your fingers when preparing and plating fresh food; the balance makes agile and precise work easier.



#### **FULL TANG**

As an extension of the blade, the tang gives the knife reliable stability. In addition, it ensures good balance by acting as a counterweight to the blade.



#### **HOLLOW EDGE**

Small air pockets are created by the dimples or indentations on the blade. These have a positive effect so that thin slices and soft, sticky food items are easier to remove from the blade.




#### **PRECISION DOUBLE-SERRATED EDGE**

The bread knife with the unique double-serrated edge cuts hard crusts just as easily as soft bread or large fruits, such as pumpkin. From the very first time you use it, you can feel the difference compared to traditional serrated edges.

**PARING KNIFE**

1040200409 / 4002293112084

WEIGHT: 71 G / BLADE LENGTH: 9 CM / BLADE WIDTH: 2.0 CM / ITEM LENGTH: 19.1 CM  
PACKAGING DIMENSIONS:  $\boxtimes$  24.6  $\times$   $\boxplus$  7.0  $\times$   $\boxtimes$  2.0 CM / SHIPPING WEIGHT: 110 G



**STEAK KNIFE**

1040201712 / 4002293112114

WEIGHT: 84 G / BLADE LENGTH: 12 CM / BLADE WIDTH: 2.0 CM / ITEM LENGTH: 22.9 CM  
PACKAGING DIMENSIONS:  $\boxtimes$  24.6  $\times$   $\boxplus$  7.0  $\times$   $\boxtimes$  2.0 CM / SHIPPING WEIGHT: 140 G



**UTILITY KNIFE SERRATED EDGE**

1040201614 / 4002293112138

WEIGHT: 80 G / BLADE LENGTH: 14 CM / BLADE WIDTH: 2.0 CM / ITEM LENGTH: 24.9 CM  
PACKAGING DIMENSIONS:  $\boxtimes$  25.0  $\times$   $\boxplus$  2.5  $\times$   $\boxtimes$  1.3 CM / SHIPPING WEIGHT: 140 G



**CHEF'S KNIFE**

1040200116 / 4002293112268

WEIGHT: 174 G / BLADE LENGTH: 16 CM / BLADE WIDTH: 4.0 CM / ITEM LENGTH: 28.5 CM  
PACKAGING DIMENSIONS:  $\boxtimes$  29.0  $\times$   $\boxplus$  5.0  $\times$   $\boxtimes$  1.5 CM / SHIPPING WEIGHT: 235 G



**CHEF'S KNIFE**

1040200120 / 4002293112282

WEIGHT: 268 G / BLADE LENGTH: 20 CM / BLADE WIDTH: 4.7 CM / ITEM LENGTH: 33.7 CM  
PACKAGING DIMENSIONS:  $\boxtimes$  36.8  $\times$   $\boxplus$  8.0  $\times$   $\boxtimes$  2.5 CM / SHIPPING WEIGHT: 315 G





**SANTOKU HOLLOW EDGE**

1040231314 / 4002293120362

WEIGHT: 121 G / BLADE LENGTH: 14 CM / BLADE WIDTH: 4.1 CM / ITEM LENGTH: 25.5 CM  
PACKAGING DIMENSIONS:  $\boxtimes$  25.8  $\times$   $\boxplus$  4.3  $\times$   $\boxminus$  1.6 CM / SHIPPING WEIGHT: 180 G



**SANTOKU HOLLOW EDGE**

1040231317 / 4002293112183

WEIGHT: 176 G / BLADE LENGTH: 17 CM / BLADE WIDTH: 4.6 CM / ITEM LENGTH: 30.3 CM  
PACKAGING DIMENSIONS:  $\boxtimes$  36.5  $\times$   $\boxplus$  8.0  $\times$   $\boxminus$  2.5 CM / SHIPPING WEIGHT: 260 G



**UTILITY KNIFE**

1040200716 / 4002293112244

WEIGHT: 115 G / BLADE LENGTH: 16 CM / BLADE WIDTH: 2.5 CM / ITEM LENGTH: 28.3 CM  
PACKAGING DIMENSIONS:  $\boxtimes$  32.2  $\times$   $\boxplus$  7.0  $\times$   $\boxminus$  2.5 CM / SHIPPING WEIGHT: 160 G



**CARVING KNIFE HOLLOW EDGE**

1040200823 / 4002293112220

WEIGHT: 171 G / BLADE LENGTH: 23 CM / BLADE WIDTH: 3.1 CM / ITEM LENGTH: 35.6 CM  
PACKAGING DIMENSIONS:  $\boxtimes$  35.8  $\times$   $\boxplus$  3.4  $\times$   $\boxminus$  1.8 CM / SHIPPING WEIGHT: 260 G



**BREAD KNIFE PRECISION DOUBLE-SERRATED**

1040201123 / 4002293112152

WEIGHT: 185 G / BLADE LENGTH: 23 CM / BLADE WIDTH: 3.1 CM / ITEM LENGTH: 35.7 CM  
PACKAGING DIMENSIONS:  $\boxtimes$  45.0  $\times$   $\boxplus$  8.0  $\times$   $\boxminus$  2.8 CM / SHIPPING WEIGHT: 265 G



**HONING STEEL**

3040285023 / 4002293115184

WEIGHT: 179 G / ITEM LENGTH: 34.8 CM / WORKING LENGTH: 23 CM  
PACKAGING DIMENSIONS:  $\boxtimes$  45.2  $\times$   $\boxplus$  7.1  $\times$   $\boxminus$  3.9 CM / SHIPPING WEIGHT: 280 G



**KNIFE BLOCK SET 6 PIECES**

1090270501 / 4002293115894

WEIGHT: 2350 G / ASH AND BEECH / 12.8 × 38.3 × 12.8 CM

PACKAGING DIMENSIONS: 28.3 × 18.2 × 43.2 CM / SHIPPING WEIGHT: 4256 G



-  **1040200409** PARING KNIFE / 9 CM
-  **1040201614** UTILITY KNIFE SERRATED EDGE / 14 CM
-  **1040200716** UTILITY KNIFE / 16 CM
-  **1040231317** SANTOKU HOLLOW EDGE / 17CM
-  **1040200120** CHEF'S KNIFE / 20 CM
- 2090271201** KNIFE BLOCK






**KNIFE BLOCK SET 6 PIECES**

1090270502 / 4002293116556

WEIGHT: 2350 G / ASH AND BEECH / 12.8 × 38.3 × 12.8 CM

PACKAGING DIMENSIONS: 28.3 × 18.2 × 43.2 CM / SHIPPING WEIGHT: 4200 G



-  **1040200409** PARING KNIFE / 9 CM
-  **1040201614** UTILITY KNIFE SERRATED EDGE / 14 CM
-  **1040200716** UTILITY KNIFE / 16 CM
-  **1040200120** CHEF'S KNIFE / 20 CM
-  **1040201123** BREAD KNIFE PRECISION DOUBLE-SERRATED / 23 CM
- 2090271201** KNIFE BLOCK

**KNIFE BLOCK SET 7 PIECES**

1090270601 / 4002293115870

WEIGHT: 2350 G / HEATTREATED BEECH AND MDF / 9.2 × 37.0 × 29.5 CM

PACKAGING DIMENSIONS: 28.3 × 15.3 × 43.2 CM / SHIPPING WEIGHT: 3840 G



- 1040200409** PARING KNIFE / 9 CM
- 1040201614** UTILITY KNIFE SERRATED EDGE / 14 CM
- 1040231317** SANTOKU HOLLOW EDGE / 17CM
- 1040200120** CHEF'S KNIFE / 20 CM
- 3040285023** HONING STEEL / 23 CM
- 1040294901** KITCHEN SHEARS TAKE-APART / 7 CM
- 2090270601**

KNIFE BLOCK

**KNIFE BLOCK SET 7 PIECES**

1090270602 / 4002293115887

WEIGHT: 2350 G / HEATTREATED BEECH AND MDF / 9.2 × 37.0 × 29.5 CM

PACKAGING DIMENSIONS: 28.3 × 15.3 × 43.2 CM / SHIPPING WEIGHT: 4040 G



- 1040200409** PARING KNIFE / 9 CM
- 1040201614** SERRATED UTILITY KNIFE / 14 CM
- 1040200120** CHEF'S KNIFE / 20 CM
- 1040201123** BREAD KNIFE PRECISION DOUBLE-SERRATED / 23 CM
- 3040285023** HONING STEEL / 23 CM
- 1040294901** KITCHEN SHEARS TAKE-APART / 7 CM
- 2090270601**

KNIFE BLOCK


## Classic Chef's Knife

Forged from one piece  
of WÜSTHOF steel

Safe work thanks  
to a full bolster

Brass rivets

Triple riveted



Grinding angle 29° /  
final buffing by hand

Full tang

Specialised synthetic  
material (POM)

Hand guard



The knives from the Classic Colour series are packaged in a printed box (see image) and are listed in the catalogue with the corresponding item number and EAN code.



#### **HAND GUARD**

The knife handle sits perfectly in your palm, curving into your hand to prevent slipping. The robust handle scales are secured with stainless steel rivets and seamlessly assembled.



#### **FULL BOLSTER**

The full bolster reliably protects the fingers when preparing and plating fresh food, creating balance to make agile and precise work easier.



#### **FULL TANG**

As an extension of the blade, the tang gives the knife reliable stability. In addition, it ensures good balance by acting as a counterweight to the blade.



#### **HOLLOW EDGE**

Small air pockets are created by the dimples or indentations on the blade. These have a positive effect so that thin slices and soft, sticky food items are easier to remove from the blade.



#### **PRECISION DOUBLE-SERRATED EDGE**

The bread knife with a unique double-serrated edge cuts hard crusts just as easily as soft bread or large fruits, such as melons. From the very first time you use it, you can feel the difference compared to traditional serrated edges.

**PARING KNIFE**

1061702109 / 4002293130293

WEIGHT: 71 G / BLADE LENGTH: 9 CM / BLADE WIDTH: 2.0 CM / ITEM LENGTH: 19.1 CM

PACKAGING DIMENSIONS:  $\boxtimes$  24.5  $\times$   $\boxplus$  7.0  $\times$   $\boxtimes$  1.7 CM / SHIPPING WEIGHT: 110 G



**STEAK KNIFE**

1061710112 / 4002293130521

WEIGHT: 84 G / BLADE LENGTH: 12 CM / BLADE WIDTH: 2.0 CM / ITEM LENGTH: 22.9 CM

PACKAGING DIMENSIONS:  $\boxtimes$  32.0  $\times$   $\boxplus$  7.0  $\times$   $\boxtimes$  2.3 CM / SHIPPING WEIGHT: 120 G



**UTILITY KNIFE SERRATED EDGE**

1061708114 / 4002293130477

WEIGHT: 80 G / BLADE LENGTH: 14 CM / BLADE WIDTH: 2.0 CM / ITEM LENGTH: 24.9 CM

PACKAGING DIMENSIONS:  $\boxtimes$  32.0  $\times$   $\boxplus$  7.0  $\times$   $\boxtimes$  2.3 CM / SHIPPING WEIGHT: 140 G



**UTILITY KNIFE**

1061704116 / 4002293130354

WEIGHT: 115 G / BLADE LENGTH: 16 CM / BLADE WIDTH: 2.5 CM / ITEM LENGTH: 28.3 CM

PACKAGING DIMENSIONS:  $\boxtimes$  32.0  $\times$   $\boxplus$  7.0  $\times$   $\boxtimes$  2.3 CM / SHIPPING WEIGHT: 155 G



**SANTOKU HOLLOW EDGE**

1061731317 / 4002293130576

WEIGHT: 176 G / BLADE LENGTH: 17 CM / BLADE WIDTH: 4.6 CM / ITEM LENGTH: 30.3 CM

PACKAGING DIMENSIONS:  $\boxtimes$  36.5  $\times$   $\boxplus$  8.0  $\times$   $\boxtimes$  2.5 CM / SHIPPING WEIGHT: 240 G



**CHEF'S KNIFE**

1061700116 / 4002293130187

WEIGHT: 174 G / BLADE LENGTH: 16 CM / BLADE WIDTH: 4.0 CM / ITEM LENGTH: 28.5 CM  
PACKAGING DIMENSIONS: 36.5 x 8.0 x 2.5 CM / SHIPPING WEIGHT: 280 G



**CHEF'S KNIFE**

1061700120 / 4002293130231

WEIGHT: 268 G / BLADE LENGTH: 20 CM / BLADE WIDTH: 4.7 CM / ITEM LENGTH: 33.7 CM  
PACKAGING DIMENSIONS: 36.5 x 8.0 x 2.5 CM / SHIPPING WEIGHT: 360 G



**BREAD KNIFE PRECISION DOUBLE-SERRATED**

1061706123 / 4002293130408

WEIGHT: 185 G / BLADE LENGTH: 23 CM / BLADE WIDTH: 3.1 CM / ITEM LENGTH: 35.7 CM  
PACKAGING DIMENSIONS: 45.0 x 8.0 x 2.5 CM / SHIPPING WEIGHT: 290 G



**STEAK KNIFE SET 4-PIECE**

1061760401 / 4002293130675

WEIGHT: 336 G / PACKAGING DIMENSIONS: 26.5 x 14.0 x 2.0 CM / SHIPPING WEIGHT: 430 G



1061710112 4 x STEAK KNIFE / 12 CM










**KNIFE BLOCK SET 8 PIECES**

1091770711 / 4002293131894

WEIGHT 2710 G / ASH AND BEECH /  $\boxtimes$ 12.8  $\times$   $\boxplus$ 38.3  $\times$   $\boxtimes$ 12.8 CM

PACKAGING DIMENSIONS:  $\boxtimes$ 28.3  $\times$   $\boxplus$ 15.3  $\times$   $\boxtimes$ 43.2 CM / SHIPPING WEIGHT 4520 G



-  **1061702109** PARING KNIFE / 9 CM
-  **1061708114** UTILITY KNIFE SERRATED EDGE / 14 CM
-  **1061704116** UTILITY KNIFE / 16 CM
-  **1061700116** CHEF'S KNIFE / 16 CM
-  **1061731317** SANTOKU HOLLOW EDGE / 17 CM
-  **1061700120** CHEF'S KNIFE / 20 CM
-  **1061706123** BREAD KNIFE PRECISION DOUBLE-SERRATED / 23 CM
- 2090271201** KNIFE BLOCK





**PARING KNIFE**

1061702309 / 4002293130316

WEIGHT : 71 G / BLADE LENGTH: 9 CM / BLADE WIDTH: 2.0 CM / ITEM LENGTH: 19.1 CM

PACKAGING DIMENSIONS:  $\boxtimes$  24.5  $\times$   $\boxplus$  7.0  $\times$   $\boxtimes$  1.7 CM / SHIPPING WEIGHT: 110 G



**STEAK KNIFE**

1061710312 / 4002293130545

WEIGHT : 84 G / BLADE LENGTH: 12 CM / BLADE WIDTH: 2.0 CM / ITEM LENGTH: 22.9 CM

PACKAGING DIMENSIONS:  $\boxtimes$  32.0  $\times$   $\boxplus$  7.0  $\times$   $\boxtimes$  2.3 CM / SHIPPING WEIGHT: 120 G



**UTILITY KNIFE SERRATED EDGE**

1061708314 / 4002293130491

WEIGHT : 80 G / BLADE LENGTH: 14 CM / BLADE WIDTH: 2.0 CM / ITEM LENGTH: 24.9 CM

PACKAGING DIMENSIONS:  $\boxtimes$  32.0  $\times$   $\boxplus$  7.0  $\times$   $\boxtimes$  2.3 CM / SHIPPING WEIGHT: 140 G



**UTILITY KNIFE**

1061704316 / 4002293130378

WEIGHT : 115 G / BLADE LENGTH: 16 CM / BLADE WIDTH: 2.5 CM / ITEM LENGTH: 28.3 CM

PACKAGING DIMENSIONS:  $\boxtimes$  32.0  $\times$   $\boxplus$  7.0  $\times$   $\boxtimes$  2.3 CM / SHIPPING WEIGHT: 155 G



**SANTOKU HOLLOW EDGE**

1061731517 / 4002293130590

WEIGHT : 176 G / BLADE LENGTH: 17 CM / BLADE WIDTH: 4.6 CM / ITEM LENGTH: 30.3 CM

PACKAGING DIMENSIONS:  $\boxtimes$  36.5  $\times$   $\boxplus$  8.0  $\times$   $\boxtimes$  2.5 CM / SHIPPING WEIGHT: 240 G



**CHEF'S KNIFE**

1061700316 / 4002293130200

WEIGHT : 174 G / BLADE LENGTH: 16 CM / BLADE WIDTH: 4.0 CM / ITEM LENGTH: 28.5 CM  
PACKAGING DIMENSIONS:  $\boxtimes$  36.5  $\times$   $\boxplus$  8.0  $\times$   $\boxtimes$  2.5 CM / SHIPPING WEIGHT: 280 G



**CHEF'S KNIFE**

1061700320 / 4002293130255

WEIGHT : 268 G / BLADE LENGTH: 20 CM / BLADE WIDTH: 4.7 CM / ITEM LENGTH: 33.7 CM  
PACKAGING DIMENSIONS:  $\boxtimes$  36.5  $\times$   $\boxplus$  8.0  $\times$   $\boxtimes$  2.5 CM / SHIPPING WEIGHT: 360 G



**BREAD KNIFE PRECISION DOUBLE-SERRATED**

1061706323 / 4002293130446

WEIGHT : 185 G / BLADE LENGTH: 23 CM / BLADE WIDTH: 3.1 CM / ITEM LENGTH: 35.7 CM  
PACKAGING DIMENSIONS:  $\boxtimes$  45.0  $\times$   $\boxplus$  8.0  $\times$   $\boxtimes$  2.5 CM / SHIPPING WEIGHT: 290 G



**STEAK KNIFE SET 4-PIECE**

1061760403 / 4002293130699

WEIGHT: 336 G / PACKAGING DIMENSIONS:  $\boxtimes$  26.5  $\times$   $\boxplus$  14.0  $\times$   $\boxtimes$  2.0 CM / SHIPPING WEIGHT 430 G



1061710312 4  $\times$  STEAK KNIFE / 12 CM











**KNIFE BLOCK SET FOR 8 PIECES**

1091770713 / 4002293131917

WEIGHT: 2710 G / ASH AND BEECH /  $\square$  12.8  $\times$   $\square$  38.3  $\times$   $\square$  12.8 CM

PACKAGING DIMENSIONS:  $\square$  28.3  $\times$   $\square$  15.3  $\times$   $\square$  43.2 CM / SHIPPING WEIGHT: 4520 G



-  **1061702309** PARING KNIFE / 9 CM
-  **1061708314** UTILITY KNIFE SERRATED EDGE / 14 CM
-  **1061704316** UTILITY KNIFE / 16 CM
-  **1061700316** CHEF'S KNIFE / 16 CM
-  **1061731517** SANTOKU HOLLOW EDGE / 17 CM
-  **1061700320** CHEF'S KNIFE / 20 CM
-  **1061706323** BREAD KNIFE PRECISION DOUBLE-SERRATED / 23 CM
- 2090271201** KNIFE BLOCK



WÜSTHOF CLASSIC  
Made in Solingen, Germany 1211 26

**PARING KNIFE**

1061702409 / 4002293130323

WEIGHT: 71 G / BLADE LENGTH: 9 CM / BLADE WIDTH: 2.0 CM / ITEM LENGTH: 19.1 CM

PACKAGING DIMENSIONS:  $\boxtimes$  24.5  $\times$   $\boxplus$  7.0  $\times$   $\boxtimes$  1.7 CM / SHIPPING WEIGHT: 110 G



**STEAK KNIFE**

1061710412 / 4002293130552

WEIGHT: 84 G / BLADE LENGTH: 12 CM / BLADE WIDTH: 2.0 CM / ITEM LENGTH: 22.9 CM

PACKAGING DIMENSIONS:  $\boxtimes$  32.0  $\times$   $\boxplus$  7.0  $\times$   $\boxtimes$  2.3 CM / SHIPPING WEIGHT: 120 G



**UTILITY KNIFE SERRATED EDGE**

1061708414 / 4002293130507

WEIGHT: 80 G / BLADE LENGTH: 14 CM / BLADE WIDTH: 2.0 CM / ITEM LENGTH: 24.9 CM

PACKAGING DIMENSIONS:  $\boxtimes$  32.0  $\times$   $\boxplus$  7.0  $\times$   $\boxtimes$  2.3 CM / SHIPPING WEIGHT: 140 G



**UTILITY KNIFE**

1061704416 / 4002293130385

WEIGHT: 115 G / BLADE LENGTH: 16 CM / BLADE WIDTH: 2.5 CM / ITEM LENGTH: 28.3 CM

PACKAGING DIMENSIONS:  $\boxtimes$  32.0  $\times$   $\boxplus$  7.0  $\times$   $\boxtimes$  2.3 CM / SHIPPING WEIGHT: 155 G



**SANTOKU HOLLOW EDGE**

1061731617 / 4002293130606

WEIGHT: 176 G / BLADE LENGTH: 17 CM / BLADE WIDTH: 4.6 CM / ITEM LENGTH: 30.3 CM

PACKAGING DIMENSIONS:  $\boxtimes$  36.5  $\times$   $\boxplus$  8.0  $\times$   $\boxtimes$  2.5 CM / SHIPPING WEIGHT: 240 G



**CHEF'S KNIFE**

1061700416 / 4002293130217

WEIGHT: 174 G / BLADE LENGTH: 16 CM / BLADE WIDTH: 4.0 CM / ITEM LENGTH: 28.5 CM  
PACKAGING DIMENSIONS:  $\boxtimes$  36.5  $\times$   $\boxplus$  8.0  $\times$   $\boxtimes$  2.5 CM / SHIPPING WEIGHT: 280 G



**CHEF'S KNIFE**

1061700420 / 4002293130262

WEIGHT: 268 G / BLADE LENGTH: 20 CM / BLADE WIDTH: 4.7 CM / ITEM LENGTH: 33.7 CM  
PACKAGING DIMENSIONS:  $\boxtimes$  36.5  $\times$   $\boxplus$  8.0  $\times$   $\boxtimes$  2.5 CM / SHIPPING WEIGHT: 360 G



**BREAD KNIFE PRECISION DOUBLE-SERRATED**

1061706423 / 4002293130453

WEIGHT: 185 G / BLADE LENGTH: 23 CM / BLADE WIDTH: 3.1 CM / ITEM LENGTH: 35.7 CM  
PACKAGING DIMENSIONS:  $\boxtimes$  45.0  $\times$   $\boxplus$  8.0  $\times$   $\boxtimes$  2.5 CM / SHIPPING WEIGHT: 290 G



**STEAK KNIFE SET 4-PIECE**

1061760404 / 4002293130705

WEIGHT: 336 G / PACKAGING DIMENSIONS:  $\boxtimes$  26.5  $\times$   $\boxplus$  14.0  $\times$   $\boxtimes$  2.0 CM / SHIPPING WEIGHT: 430 G



1061710412 4  $\times$  STEAK KNIFE / 12 CM










**KNIFE BLOCK SET 8 PIECES**

1091770714 / 4002293131924


WEIGHT: 2710 G / ASH AND BEECH /  $\square$  12.8  $\times$   $\square$  38.3  $\times$   $\square$  12.8 CM

PACKAGING DIMENSIONS:  $\square$  28.3  $\times$   $\square$  15.3  $\times$   $\square$  43.2 CM / SHIPPING WEIGHT: 4520 G



-  **1061702409** PARING KNIFE / 9 CM
-  **1061708414** UTILITY KNIFE SERRATED EDGE / 14 CM
-  **1061704416** UTILITY KNIFE / 16 CM
-  **1061700416** CHEF'S KNIFE / 16 CM
-  **1061731617** SANTOKU HOLLOW EDGE / 17 CM
-  **1061700420** CHEF'S KNIFE / 20 CM
-  **1061706423** BREAD KNIFE PRECISION DOUBLE-SERRATED / 23 CM
- 2090271201** KNIFE BLOCK





## PARING KNIFE

1061702509 / 4002293130347

WEIGHT: 71 G / BLADE LENGTH: 9 CM / BLADE WIDTH: 2.0 CM / ITEM LENGTH: 19.1 CM

PACKAGING DIMENSIONS:  $\boxtimes$  24.5  $\times$   $\boxplus$  7.0  $\times$   $\boxtimes$  1.7 CM / SHIPPING WEIGHT: 110 G



## STEAK KNIFE

1061710512 / 4002293130569

WEIGHT: 84 G / BLADE LENGTH: 12 CM / BLADE WIDTH: 2.0 CM / ITEM LENGTH: 22.9 CM

PACKAGING DIMENSIONS:  $\boxtimes$  32.0  $\times$   $\boxplus$  7.0  $\times$   $\boxtimes$  2.3 CM / SHIPPING WEIGHT: 120 G



## UTILITY KNIFE SERRATED EDGE

1061708514 / 4002293130514

WEIGHT: 80 G / BLADE LENGTH: 14 CM / BLADE WIDTH: 2.0 CM / ITEM LENGTH: 24.9 CM

PACKAGING DIMENSIONS:  $\boxtimes$  32.0  $\times$   $\boxplus$  7.0  $\times$   $\boxtimes$  2.3 CM / SHIPPING WEIGHT: 140 G



## UTILITY KNIFE

1061704516 / 4002293130392

WEIGHT: 115 G / BLADE LENGTH: 16 CM / BLADE WIDTH: 2.5 CM / ITEM LENGTH: 28.3 CM

PACKAGING DIMENSIONS:  $\boxtimes$  32.0  $\times$   $\boxplus$  7.0  $\times$   $\boxtimes$  2.3 CM / SHIPPING WEIGHT: 155 G



## SANTOKU HOLLOW EDGE

1061731717 / 4002293130613

WEIGHT: 176 G / BLADE LENGTH: 17 CM / BLADE WIDTH: 4.6 CM / ITEM LENGTH: 30.3 CM

PACKAGING DIMENSIONS:  $\boxtimes$  36.5  $\times$   $\boxplus$  8.0  $\times$   $\boxtimes$  2.5 CM / SHIPPING WEIGHT: 240 G



**CHEF'S KNIFE**

1061700516 / 4002293130224

WEIGHT: 174 G / BLADE LENGTH: 16 CM / BLADE WIDTH: 4.0 CM / ITEM LENGTH: 28.5 CM

PACKAGING DIMENSIONS:  $\boxtimes$  36.5  $\times$   $\boxplus$  8.0  $\times$   $\boxtimes$  2.5 CM / SHIPPING WEIGHT: 280 G



**CHEF'S KNIFE**

1061700520 / 4002293130286

WEIGHT: 268 G / BLADE LENGTH: 20 CM / BLADE WIDTH: 4.7 CM / ITEM LENGTH: 33.7 CM

PACKAGING DIMENSIONS:  $\boxtimes$  36.5  $\times$   $\boxplus$  8.0  $\times$   $\boxtimes$  2.5 CM / SHIPPING WEIGHT: 360 G



**BREAD KNIFE PRECISION DOUBLE-SERRATED**

1061706523 / 4002293130460

WEIGHT: 185 G / BLADE LENGTH: 23 CM / BLADE WIDTH: 3.1 CM / ITEM LENGTH: 35.7 CM

PACKAGING DIMENSIONS:  $\boxtimes$  45.0  $\times$   $\boxplus$  8.0  $\times$   $\boxtimes$  2.5 CM / SHIPPING WEIGHT: 290 G



**STEAK KNIFE SET 4-PIECE**

1061760405 / 4002293130750

WEIGHT: 336 G / PACKAGING DIMENSIONS:  $\boxtimes$  26.5  $\times$   $\boxplus$  14.0  $\times$   $\boxtimes$  2.0 CM / SHIPPING WEIGHT: 430 G



1061710512 4  $\times$  STEAK KNIFE / 12 CM










**KNIFE BLOCK SET 8 PIECES**

1091770715 / 4002293131931

WEIGHT: 2710 G / ASH AND BEECH /  $\square$  12.8  $\times$   $\square$  38.3  $\times$   $\square$  12.8 CM

PACKAGING DIMENSIONS:  $\square$  28.3  $\times$   $\square$  15.3  $\times$   $\square$  43.2 CM / SHIPPING WEIGHT: 4520 G



-  **1061702509** PARING KNIFE / 9 CM
-  **1061708514** UTILITY KNIFE SERRATED EDGE / 14 CM
-  **1061704516** UTILITY KNIFE / 16 CM
-  **1061700516** CHEF'S KNIFE / 16 CM
-  **1061731717** SANTOKU HOLLOW EDGE / 17 CM
-  **1061700520** CHEF'S KNIFE / 20 CM
-  **1061706523** BREAD KNIFE PRECISION DOUBLE-SERRATED / 23 CM
- 2090271201** KNIFE BLOCK



**PARING KNIFE**

1061702209 / 4002293130309

WEIGHT: 71 G / BLADE LENGTH: 9 CM / BLADE WIDTH: 2.0 CM / ITEM LENGTH: 19.1 CM

PACKAGING DIMENSIONS:  $\boxtimes$  24.5  $\times$   $\boxplus$  7.0  $\times$   $\boxtimes$  1.7 CM / SHIPPING WEIGHT: 110 G



**STEAK KNIFE**

1061710212 / 4002293130538

WEIGHT: 84 G / BLADE LENGTH: 12 CM / BLADE WIDTH: 2.0 CM / ITEM LENGTH: 22.9 CM

PACKAGING DIMENSIONS:  $\boxtimes$  32.0  $\times$   $\boxplus$  7.0  $\times$   $\boxtimes$  2.3 CM / SHIPPING WEIGHT: 120 G



**UTILITY KNIFE SERRATED EDGE**

1061708214 / 4002293130484

WEIGHT: 80 G / BLADE LENGTH: 14 CM / BLADE WIDTH: 2.0 CM / ITEM LENGTH: 24.9 CM

PACKAGING DIMENSIONS:  $\boxtimes$  32.0  $\times$   $\boxplus$  7.0  $\times$   $\boxtimes$  2.3 CM / SHIPPING WEIGHT: 140 G



**UTILITY KNIFE**

1061704216 / 4002293130361

WEIGHT: 115 G / BLADE LENGTH: 16 CM / BLADE WIDTH: 2.5 CM / ITEM LENGTH: 28.3 CM

PACKAGING DIMENSIONS:  $\boxtimes$  32.0  $\times$   $\boxplus$  7.0  $\times$   $\boxtimes$  2.3 CM / SHIPPING WEIGHT: 155 G



**SANTOKU HOLLOW EDGE**

1061731417 / 4002293130583

WEIGHT: 176 G / BLADE LENGTH: 17 CM / BLADE WIDTH: 4.6 CM / ITEM LENGTH: 30.3 CM

PACKAGING DIMENSIONS:  $\boxtimes$  36.5  $\times$   $\boxplus$  8.0  $\times$   $\boxtimes$  2.5 CM / SHIPPING WEIGHT: 240 G



**CHEF'S KNIFE**

1061700216 / 4002293130194

WEIGHT: 174 G / BLADE LENGTH: 16 CM / BLADE WIDTH: 4.0 CM / ITEM LENGTH: 28.5 CM  
PACKAGING DIMENSIONS:  $\boxtimes$  36.5  $\times$   $\boxplus$  8.0  $\times$   $\boxtimes$  2.5 CM / SHIPPING WEIGHT: 280 G



**CHEF'S KNIFE**

1061700220 / 4002293130248

WEIGHT: 268 G / BLADE LENGTH: 20 CM / BLADE WIDTH: 4.7 CM / ITEM LENGTH: 33.7 CM  
PACKAGING DIMENSIONS:  $\boxtimes$  36.5  $\times$   $\boxplus$  8.0  $\times$   $\boxtimes$  2.5 CM / SHIPPING WEIGHT: 360 G



**BREAD KNIFE PRECISION DOUBLE-SERRATED**

1061706223 / 4002293130422

WEIGHT: 185 G / BLADE LENGTH: 23 CM / BLADE WIDTH: 3.1 CM / ITEM LENGTH: 35.7 CM  
PACKAGING DIMENSIONS:  $\boxtimes$  45.0  $\times$   $\boxplus$  8.0  $\times$   $\boxtimes$  2.5 CM / SHIPPING WEIGHT: 290 G



**STEAK KNIFE SET 4-PIECE**

1061760402 / 4002293130682

WEIGHT: 336 G / PACKAGING DIMENSIONS:  $\boxtimes$  26.5  $\times$   $\boxplus$  14.0  $\times$   $\boxtimes$  2.0 CM / SHIPPING WEIGHT: 430 G



1061710212 4  $\times$  STEAK KNIFE / 12 CM










**KNIFE BLOCK SET 8 PIECES**

1091770712 / 4002293131900

WEIGHT: 2710 G / ASH AND BEECH /  $\square$  12.8  $\times$   $\updownarrow$  38.3  $\times$   $\square$  12.8 CM

PACKAGING DIMENSIONS:  $\square$  28.3  $\times$   $\updownarrow$  15.3  $\times$   $\square$  43.2 CM / SHIPPING WEIGHT: 4520 G



-  **1061702209** PARING KNIFE / 9 CM
-  **1061708214** UTILITY KNIFE SERRATED EDGE / 14 CM
-  **1061704216** UTILITY KNIFE / 16 CM
-  **1061700216** CHEF'S KNIFE / 16 CM
-  **1061731417** SANTOKU HOLLOW EDGE / 17 CM
-  **1061700220** CHEF'S KNIFE / 20 CM
-  **1061706223** BREAD KNIFE PRECISION DOUBLE-SERRATED / 23 CM
- 2090271201** KNIFE BLOCK





**PARING KNIFE**

1061702609 / 4002293134055

WEIGHT: 71 G / BLADE LENGTH: 9 CM / BLADE WIDTH: 2.0 CM / ITEM LENGTH: 19.1 CM

PACKAGING DIMENSIONS:  $\boxtimes$  24.5  $\times$   $\boxplus$  7.0  $\times$   $\boxtimes$  1.7 CM / SHIPPING WEIGHT: 110 G



**STEAK KNIFE**

1061710612 / 4002293134093

WEIGHT: 84 G / BLADE LENGTH: 12 CM / BLADE WIDTH: 2.0 CM / ITEM LENGTH: 22.9 CM

PACKAGING DIMENSIONS:  $\boxtimes$  32.0  $\times$   $\boxplus$  7.0  $\times$   $\boxtimes$  2.3 CM / SHIPPING WEIGHT: 120 G



**UTILITY KNIFE SERRATED EDGE**

1061708614 / 4002293134086

WEIGHT: 80 G / BLADE LENGTH: 14 CM / BLADE WIDTH: 2.0 CM / ITEM LENGTH: 24.9 CM

PACKAGING DIMENSIONS:  $\boxtimes$  32.0  $\times$   $\boxplus$  7.0  $\times$   $\boxtimes$  2.3 CM / SHIPPING WEIGHT: 140 G



**UTILITY KNIFE**

1061704616 / 4002293134062

WEIGHT: 115 G / BLADE LENGTH: 16 CM / BLADE WIDTH: 2.5 CM / ITEM LENGTH: 28.3 CM

PACKAGING DIMENSIONS:  $\boxtimes$  32.0  $\times$   $\boxplus$  7.0  $\times$   $\boxtimes$  2.3 CM / SHIPPING WEIGHT: 155 G



**SANTOKU HOLLOW EDGE**

1061731817 / 4002293134109

WEIGHT: 176 G / BLADE LENGTH: 17 CM / BLADE WIDTH: 4.6 CM / ITEM LENGTH: 30.3 CM

PACKAGING DIMENSIONS:  $\boxtimes$  36.5  $\times$   $\boxplus$  8.0  $\times$   $\boxtimes$  2.5 CM / SHIPPING WEIGHT: 240 G



**CHEF'S KNIFE CLASSIC WILD BLUEBERRY**

1061700616 / 4002293134024

WEIGHT: 174 G / BLADE LENGTH: 16 CM / BLADE WIDTH: 4.0 CM / ITEM LENGTH: 28.5 CM

PACKAGING DIMENSIONS:  $\boxtimes$  36.5  $\times$   $\boxplus$  8.0  $\times$   $\boxtimes$  2.5 CM / SHIPPING WEIGHT: 280 G



**CHEF'S KNIFE**

1061700620 / 4002293134031

WEIGHT: 268 G / BLADE LENGTH: 20 CM / BLADE WIDTH: 4.7 CM / ITEM LENGTH: 33.7 CM

PACKAGING DIMENSIONS:  $\boxtimes$  36.5  $\times$   $\boxplus$  8.0  $\times$   $\boxtimes$  2.5 CM / SHIPPING WEIGHT: 360 G



**BREAD KNIFE PRECISION DOUBLE-SERRATED**

1061706623 / 4002293134079

WEIGHT: 185 G / BLADE LENGTH: 23 CM / BLADE WIDTH: 3.1 CM / ITEM LENGTH: 35.7 CM

PACKAGING DIMENSIONS:  $\boxtimes$  45.0  $\times$   $\boxplus$  8.0  $\times$   $\boxtimes$  2.5 CM / SHIPPING WEIGHT: 290 G



**STEAK KNIFE SET 4-PIECE**

1061760406 / 4002293134116

WEIGHT: 336 G / PACKAGING DIMENSIONS:  $\boxtimes$  26.5  $\times$   $\boxplus$  14.0  $\times$   $\boxtimes$  2.0 CM / SHIPPING WEIGHT: 430 G



1061710612 4  $\times$  STEAK KNIFE / 12 CM










**KNIFE BLOCK SET 8 PIECES**


1091770716 / 4002293134123

WEIGHT: 4549 G / ASH AND BEECH /  $\boxtimes$  20.0  $\times$   $\boxplus$  39.0  $\times$   $\boxtimes$  10.0 CM

PACKAGING DIMENSIONS:  $\boxtimes$  28.3  $\times$   $\boxplus$  15.3  $\times$   $\boxtimes$  43.2 CM / SHIPPING WEIGHT: 4549 G



-  **1061702609** PARING KNIFE / 9 CM
-  **1061708614** UTILITY KNIFE SERRATED EDGE / 14 CM
-  **1061704616** UTILITY KNIFE / 16 CM
-  **1061700616** CHEF'S KNIFE / 16 CM
-  **1061731817** SANTOKU HOLLOW EDGE / 17 CM
-  **1061700620** CHEF'S KNIFE / 20 CM
-  **1061706623** BREAD KNIFE PRECISION DOUBLE-SERRATED / 23 CM
- 2090271201** KNIFE BLOCK



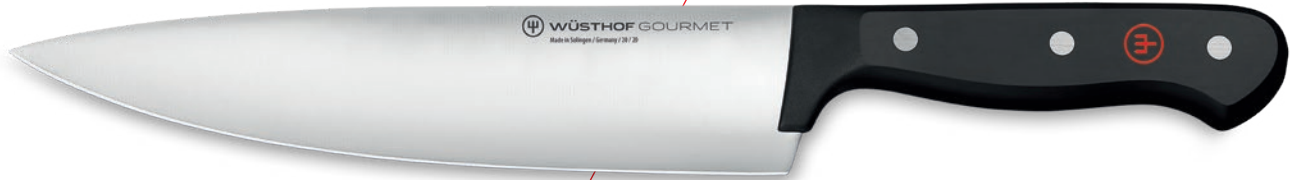
# Gourmet Chef's Knife

Hardness: 56 HRC  
(Rockwell Hardness)

Blades cut using  
precision lasers

Seamlessly molded handle

Triple riveted



Grinding angle 29° /  
final buffing by hand

Light weight for  
agile handling

Full tang

Handle made from plastic

Hand guard




The knives from the Gourmet series are packaged in a hanging card (see image) and are listed in the catalogue with the corresponding item number and EAN code. Alternatively, the knives can also be ordered with a cardboard protector. These variants start with item numbers 103/903. A detailed overview of the item numbers can be found in the current price list.



#### **HAND GUARD**

The knife handle sits perfectly in your palm, curving into your hand to prevent slipping. The robust handle scales are secured with stainless steel rivets and seamlessly assembled.



#### **FULL TANG**

As an extension of the blade, the tang gives the knife reliable stability. It ensures good balance by acting as a counterweight to the blade.



#### **TOMATO KNIFE**

The fine, serrated edge of the tomato knife cuts smoothly through firm tomato skin, while the forked tip reliably picks up every slice. The knife is also well suited for slicing cheese and fruit.



#### **SCALLOPED EDGE**

The scalloped edge produces a clean cut and is well suited for large fruits, vegetables or roasts. With its broad, long blade, it also works extremely well as a bread or cake knife.



#### **HOLLOW EDGE**

Small air pockets are created by the dimples or indentations on the blade. These have a positive effect so that thin slices and soft, sticky food items are easier to remove from the blade.

**PEELING KNIFE**

1025046706 / 4002293103884

WEIGHT: 32 G / BLADE LENGTH: 6 CM / BLADE WIDTH: 1.7 CM / ITEM LENGTH: 16.3 CM  
PACKAGING DIMENSIONS:  $\boxtimes$  25.2  $\times$   $\boxplus$  8.0  $\times$   $\boxtimes$  2.2 CM / SHIPPING WEIGHT: 58 G



**PARING KNIFE**

1025045108 / 4002293103785

WEIGHT: 35 G / BLADE LENGTH: 8 CM / BLADE WIDTH: 1.7 CM / ITEM LENGTH: 18.2 CM  
PACKAGING DIMENSIONS:  $\boxtimes$  25.2  $\times$   $\boxplus$  8.0  $\times$   $\boxtimes$  2.0 CM / SHIPPING WEIGHT: 61 G



**PARING KNIFE**

1025048108 / 4002293103853

WEIGHT: 39 G / BLADE LENGTH: 8 CM / BLADE WIDTH: 1.7 CM / ITEM LENGTH: 18.2 CM  
PACKAGING DIMENSIONS:  $\boxtimes$  25.2  $\times$   $\boxplus$  8.0  $\times$   $\boxtimes$  2.0 CM / SHIPPING WEIGHT: 66 G



**PARING KNIFE**

1025048208 / 4002293103938

WEIGHT: 34 G / BLADE LENGTH: 8 CM / BLADE WIDTH: 1.7 CM / ITEM LENGTH: 18.5 CM  
PACKAGING DIMENSIONS:  $\boxtimes$  25.2  $\times$   $\boxplus$  8.0  $\times$   $\boxtimes$  2.0 CM / SHIPPING WEIGHT: 60 G



**UTILITY KNIFE**

1025048110 / 4002293104003

WEIGHT: 36 G / BLADE LENGTH: 10 CM / BLADE WIDTH: 1.7 CM / ITEM LENGTH: 20.2 CM  
PACKAGING DIMENSIONS:  $\boxtimes$  25.2  $\times$   $\boxplus$  8.0  $\times$   $\boxtimes$  2.0 CM / SHIPPING WEIGHT: 62 G





**UTILITY KNIFE**

1025048112 / 4002293103952

WEIGHT: 53 G / BLADE LENGTH: 12 CM / BLADE WIDTH: 1.9 CM / ITEM LENGTH: 23.4 CM

PACKAGING DIMENSIONS:  $\boxtimes$ 31.2  $\times$   $\boxplus$ 8.0  $\times$   $\boxtimes$ 2.2 CM / SHIPPING WEIGHT: 100 G



**BRUNCH KNIFE SERRATED EDGE**

1025048012 / 4002293104041

WEIGHT: 57 G / BLADE LENGTH: 12 CM / BLADE WIDTH: 1.9 CM / ITEM LENGTH: 23.4 CM

PACKAGING DIMENSIONS:  $\boxtimes$ 31.2  $\times$   $\boxplus$ 8.0  $\times$   $\boxtimes$ 2.2 CM / SHIPPING WEIGHT: 90 G



**STEAK KNIFE**

1025046412 / 4002293103983

WEIGHT: 53 G / BLADE LENGTH: 12 CM / BLADE WIDTH: 1.9 CM / ITEM LENGTH: 23.3 CM

PACKAGING DIMENSIONS:  $\boxtimes$ 31.2  $\times$   $\boxplus$ 8.0  $\times$   $\boxtimes$ 2.2 CM / SHIPPING WEIGHT: 100 G



**UTILITY KNIFE SERRATED EDGE**

1025046314 / 4002293104096

WEIGHT: 59 G / BLADE LENGTH: 14 CM / BLADE WIDTH: 1.9 CM / ITEM LENGTH: 25.1 CM

PACKAGING DIMENSIONS:  $\boxtimes$ 31.2  $\times$   $\boxplus$ 8.0  $\times$   $\boxtimes$ 2.2 CM / SHIPPING WEIGHT: 92 G



**TOMATO KNIFE SERRATED EDGE**

1025046614 / 4002293104072

WEIGHT: 60 G / BLADE LENGTH: 14 CM / BLADE WIDTH: 1.9 CM / ITEM LENGTH: 25.4 CM

PACKAGING DIMENSIONS:  $\boxtimes$ 31.2  $\times$   $\boxplus$ 8.0  $\times$   $\boxtimes$ 2.2 CM / SHIPPING WEIGHT: 100 G



**BONING KNIFE**

1025046114 / 4002293106854

WEIGHT: 90 G / BLADE LENGTH: 14 CM / BLADE WIDTH: 2.4 CM / ITEM LENGTH: 27.1 CM

PACKAGING DIMENSIONS:  $\boxtimes$ 31.2  $\times$   $\boxplus$ 8.0  $\times$   $\boxtimes$ 2.5 CM / SHIPPING WEIGHT: 140 G



**UTILITY KNIFE**

1025046816 / 4002293104195

WEIGHT: 91 G / BLADE LENGTH: 16 CM / BLADE WIDTH: 2.6 CM / ITEM LENGTH: 28.5 CM

PACKAGING DIMENSIONS:  $\boxtimes$ 38.3  $\times$   $\boxplus$ 8.0  $\times$   $\boxtimes$ 2.4 CM / SHIPPING WEIGHT: 131 G



**FILLET KNIFE FLEXIBLE**

1025049116 / 4002293106830

WEIGHT: 80 G / BLADE LENGTH: 16 CM / BLADE WIDTH: 2.6 CM / ITEM LENGTH: 28.6 CM / FLEXIBLE BLADE

PACKAGING DIMENSIONS:  $\boxtimes$ 38.3  $\times$   $\boxplus$ 8.0  $\times$   $\boxtimes$ 2.4 CM / SHIPPING WEIGHT: 120 G



**UTILITY KNIFE**

1025048816 / 4002293104119

WEIGHT: 89 G / BLADE LENGTH: 16 CM / BLADE WIDTH: 2.6 CM / ITEM LENGTH: 28.4 CM

PACKAGING DIMENSIONS:  $\boxtimes$ 38.3  $\times$   $\boxplus$ 8.0  $\times$   $\boxtimes$ 2.4 CM / SHIPPING WEIGHT: 140 G



**CARVING KNIFE**

1025048820 / 4002293104140

WEIGHT: 103 G / BLADE LENGTH: 20 CM / BLADE WIDTH: 2.6 CM / ITEM LENGTH: 32.5 CM

PACKAGING DIMENSIONS:  $\boxtimes$ 48.5  $\times$   $\boxplus$ 8.0  $\times$   $\boxtimes$ 2.5 CM / SHIPPING WEIGHT: 140 G



**SANTOKU HOLLOW EDGE**

1025046017 / 4002293105932

WEIGHT: 130 G / BLADE LENGTH: 17 CM / BLADE WIDTH: 4.4 CM / ITEM LENGTH: 29.5 CM

PACKAGING DIMENSIONS:  $\boxtimes$ 38.3  $\times$   $\boxplus$ 8.0  $\times$   $\boxtimes$ 2.5 CM / SHIPPING WEIGHT: 160 G



**CHEF'S KNIFE**

1025044816 / 4002293106434

WEIGHT: 134 G / BLADE LENGTH: 16 CM / BLADE WIDTH: 4.2 CM / ITEM LENGTH: 29.1 CM

PACKAGING DIMENSIONS:  $\boxtimes$ 38.3  $\times$   $\boxplus$ 8.0  $\times$   $\boxtimes$ 2.5 CM / SHIPPING WEIGHT: 174 G



**CHEF'S KNIFE**

1025044818 / 4002293106465

WEIGHT: 133 G / BLADE LENGTH: 18 CM / BLADE WIDTH: 4.2 CM / ITEM LENGTH: 31.0 CM

PACKAGING DIMENSIONS:  $\boxtimes$ 38.3  $\times$   $\boxplus$ 8.0  $\times$   $\boxtimes$ 2.5 CM / SHIPPING WEIGHT: 173 G



**CHEF'S KNIFE**

1025044820 / 4002293106496

WEIGHT: 184 G / BLADE LENGTH: 20 CM / BLADE WIDTH: 4.7 CM / ITEM LENGTH: 33.6 CM

PACKAGING DIMENSIONS:  $\boxtimes$ 38.3  $\times$   $\boxplus$ 8.0  $\times$   $\boxtimes$ 2.6 CM / SHIPPING WEIGHT: 240 G



**CHEF'S KNIFE**

1025044823 / 4002293106540

WEIGHT: 196 G / BLADE LENGTH: 23 CM / BLADE WIDTH: 4.7 CM / ITEM LENGTH: 36.1 CM

PACKAGING DIMENSIONS:  $\boxtimes$ 43.9  $\times$   $\boxplus$ 8.0  $\times$   $\boxtimes$ 2.6 CM / SHIPPING WEIGHT: 244 G



**FISH FILLET KNIFE FLEXIBLE**

1025047620 / 4002293106915

WEIGHT: 99 G / BLADE LENGTH: 20 CM / BLADE WIDTH: 2.4 CM / ITEM LENGTH: 34.1 CM / FLEXIBLE BLADE

PACKAGING DIMENSIONS:  $\boxtimes$ 38.3  $\times$   $\boxplus$ 8.0  $\times$   $\boxtimes$ 2.5 CM / SHIPPING WEIGHT: 139 G



**BREAD KNIFE**

1025045720 / 4002293105864

WEIGHT: 108 G / BLADE LENGTH: 20 CM / BLADE WIDTH: 2.6 CM / ITEM LENGTH: 32.4 CM

PACKAGING DIMENSIONS:  $\boxtimes$ 38.3  $\times$   $\boxplus$ 8.0  $\times$   $\boxtimes$ 2.4 CM / SHIPPING WEIGHT: 160 G



**BREAD KNIFE**

1025045723 / 4002293105895

WEIGHT: 140 G / BLADE LENGTH: 23 CM / BLADE WIDTH: 3.1 CM / ITEM LENGTH: 35.8 CM

PACKAGING DIMENSIONS:  $\boxtimes$ 43.9  $\times$   $\boxplus$ 8.0  $\times$   $\boxtimes$ 2.5 CM / SHIPPING WEIGHT: 200 G



**CONFECTIONER'S KNIFE**

1025047726 / 4002293106731

WEIGHT: 180 G / BLADE LENGTH: 26 CM / BLADE WIDTH: 4.1 CM / ITEM LENGTH: 39.2 CM

PACKAGING DIMENSIONS:  $\boxtimes$ 43.9  $\times$   $\boxplus$ 8.0  $\times$   $\boxtimes$ 2.7 CM / SHIPPING WEIGHT: 220 G



**SUPER SLICER SCALLOPED EDGE**

1025048626 / 4002293106755

WEIGHT: 180 G / BLADE LENGTH: 26 CM / BLADE WIDTH: 4.1 CM / ITEM LENGTH: 39.2 CM

PACKAGING DIMENSIONS:  $\boxtimes$  43.9  $\times$   $\boxplus$  8.0  $\times$   $\boxtimes$  2.7 CM / SHIPPING WEIGHT: 228 G



**ROAST BEEF SLICER HOLLOW EDGE**

1025045526 / 4002293106656

WEIGHT: 146 G / BLADE LENGTH: 26 CM / BLADE WIDTH: 3.0 CM / ITEM LENGTH: 38.9 CM

PACKAGING DIMENSIONS:  $\boxtimes$  43.9  $\times$   $\boxplus$  8.0  $\times$   $\boxtimes$  2.6 CM / SHIPPING WEIGHT: 194 G



**SALMON SLICER HOLLOW EDGE**

1045047129 / 4002293106816

WEIGHT: 96 G / BLADE LENGTH: 29 CM / BLADE WIDTH: 2.1 CM / ITEM LENGTH: 42.3 CM / FLEXIBLE BLADE

PACKAGING DIMENSIONS:  $\boxtimes$  48.0  $\times$   $\boxplus$  8.0  $\times$   $\boxtimes$  2.5 CM / SHIPPING WEIGHT: 180 G



**STEAK KNIFE SET 4-PIECE**

1125060403 / 4002293106199

WEIGHT: 210 G / PACKAGING DIMENSIONS:  $\boxtimes$  26.5  $\times$   $\boxplus$  14.0  $\times$   $\boxtimes$  2.5 CM / SHIPPING WEIGHT: 285 G



1025046412 4  $\times$  STEAK KNIFE / 12 CM



**STEAK KNIFE SET 6-PIECE**

1125060601 / 4002293106182

WEIGHT: 325 G / PACKAGING DIMENSIONS:  $\boxtimes$  26.5  $\times$   $\boxplus$  17.5  $\times$   $\boxtimes$  2.5 CM / SHIPPING WEIGHT: 410 G



1025046412 6  $\times$  STEAK KNIFE / 12 CM



**KNIFE SET 3 PIECES**

1125060307 / 4002293106137

WEIGHT: 385 G / PACKAGING DIMENSIONS: 38.0 x 15.0 x 3.5 CM / SHIPPING WEIGHT: 480 G



1025048112 UTILITY KNIFE / 12 CM

1025048816 UTILITY KNIFE / 16 CM

1025044820 CHEF'S KNIFE / 20 CM



**KNIFE SET 2 PIECES**

1125060210 / 4002293118048

WEIGHT: 146 G / PACKAGING DIMENSIONS: 38.5 x 11.0 x 2.3 CM / SHIPPING WEIGHT: 244 G



1025045108 PARING KNIFE / 8 CM

1025046017 SANTOKU HOLLOW EDGE / 17 CM



**PARING KNIFE SET 3 PIECES**

1125060310 / 4002293106175

WEIGHT: 88 G / PACKAGING DIMENSIONS: 20.0 x 9.5 x 2.2 CM / SHIPPING WEIGHT: 133 G



1025046706 PEELING KNIFE / 6 CM

1025045108 PARING KNIFE / 8 CM

1025048208 PARING KNIFE / 8 CM



**MEAT FORK STRAIGHT**

9025090814 / 4002293105987

WEIGHT: 76 G / ITEM LENGTH: 24.5 CM / WORKING LENGTH: 14 CM

PACKAGING DIMENSIONS:  $\square$ 31.2  $\times$   $\square$ 8.0  $\times$   $\square$ 0.5 CM / SHIPPING WEIGHT: 120 G



**MEAT FORK STRAIGHT**

9025090816 / 4002293106007

WEIGHT: 80 G / ITEM LENGTH: 26.5 CM / WORKING LENGTH: 16 CM

PACKAGING DIMENSIONS:  $\square$ 38.3  $\times$   $\square$ 8.0  $\times$   $\square$ 0.5 CM / SHIPPING WEIGHT: 125 G



**KNIFE SET 3 PIECES**

1125060311 / 4002293118055

WEIGHT: 485 G / PACKAGING DIMENSIONS:  $\square$ 38.5  $\times$   $\square$ 24.0  $\times$   $\square$ 3.7 CM / SHIPPING WEIGHT: 705 G



1129500218 CHINESE CHEF'S KNIFE / 18 CM

1025046017 SANTOKU HOLLOW EDGE / 17 CM

1049594907 KITCHEN SHEARS TAKE-APART / 7 CM





**KNIFE BLOCK SET 6 PIECES**

1095070501 / 4002293106960

WEIGHT: 2700 G / BEECH /  $\boxtimes$  8.8  $\times$   $\boxplus$  31.5  $\times$   $\boxtimes$  35.8 CM

PACKAGING DIMENSIONS:  $\boxtimes$  28.3  $\times$   $\boxplus$  15.3  $\times$   $\boxtimes$  43.2 CM / SHIPPING WEIGHT: 3960 G



- 1025048816** UTILITY KNIFE / 16 CM
- 1129500916** CLEAVER / 16 CM
- 1129500120** CHINESE CHEF'S KNIFE / 20 CM
- 3039700423** HONING STEEL / 23 CM
- 1049594907** KITCHEN SHEARS TAKE-APART / 7 CM
- 2099600501** KNIFE BLOCK

**KNIFE BLOCK SET 6 PIECES**

1095070505 / 4002293118284

WEIGHT: 1400 G / BEECH /  $\boxtimes$  8.2  $\times$   $\boxplus$  25.5  $\times$   $\boxtimes$  30.0 CM

PACKAGING DIMENSIONS:  $\boxtimes$  28.3  $\times$   $\boxplus$  15.3  $\times$   $\boxtimes$  43.2 CM / SHIPPING WEIGHT: 2760 G



- 1025046706** PEELING KNIFE / 6 CM
- 1025048110** PARING KNIFE / 10 CM
- 1025044820** CHEF'S KNIFE / 20 CM
- 1025045720** BREAD KNIFE / 20 CM
- 3039700423** HONING STEEL / 23 CM
- 2099600607** KNIFE BLOCK

## KNIFE BLOCK SET 7 PIECES

1095070601 / 4002293106953

WEIGHT: 1940 G / BEECH /  $\boxtimes$  8.6  $\times$   $\boxplus$  29.5  $\times$   $\boxminus$  32.8 CM

PACKAGING DIMENSIONS:  $\boxtimes$  28.3  $\times$   $\boxplus$  15.3  $\times$   $\boxminus$  43.2 CM / SHIPPING WEIGHT: 3380 G



-  **1025048012** BRUNCH KNIFE SERRATED EDGE / 12 CM
-  **1025048112** UTILITY KNIFE / 12 CM
-  **1025048820** CARVING KNIFE / 20 CM
-  **1025044820** CHEF'S KNIFE / 20 CM
-  **1025045720** BREAD KNIFE / 20 CM
-  **3039700423** HONING STEEL / 23 CM
- 2099600704** KNIFE BLOCK

## CHEF'S KNIFE ROLL SET 6-PIECE

1189535602 / 4002293116037

WEIGHT: 656 G / PACKAGING DIMENSIONS:  $\boxtimes$  43.0  $\times$   $\boxplus$  12.8  $\times$   $\boxminus$  6.5 CM / SHIPPING WEIGHT: 905 G



- 1025048110** PARING KNIFE / 10 CM
- 1025046114** BONING KNIFE / 14 CM
- 1025049116** FILLET KNIFE FLEXIBLE / 16 CM
- 1025044823** CHEF'S KNIFE / 23 CM
- 3049700526** HONING STEEL / 26 CM
- 2189635602** KNIFE ROLL





**YOUNG CHEF'S KNIFE**

1069504110 / 4002293130828

WEIGHT: 60 G / BLADE LENGTH: 11 CM / BLADE WIDTH: 3.7 CM / ITEM LENGTH: 20.8 CM

PACKAGING DIMENSIONS: 24.5 x 7 x 2.5 CM / SHIPPING WEIGHT: 60 G



**YOUNG CHEF'S KNIFE**

1069504210 / 4002293130835

WEIGHT: 60 G / BLADE LENGTH: 11 CM / BLADE WIDTH: 3.7 CM / ITEM LENGTH: 20.8 CM

PACKAGING DIMENSIONS: 24.5 x 7 x 2.5 CM / SHIPPING WEIGHT: 60 G



**YOUNG CHEF'S KNIFE**

1069504310 / 4002293130842

WEIGHT: 60 G / BLADE LENGTH: 11 CM / BLADE WIDTH: 3.7 CM / ITEM LENGTH: 20.8 CM

PACKAGING DIMENSIONS: 24.5 x 7 x 2.5 CM / SHIPPING WEIGHT: 60 G



**YOUNG CHEF'S KNIFE DISPLAY 2X BLUE, 2X ROSÉ, 2X GREEN**

1119559901 / 4002293135762

PACKAGING DIMENSIONS: 25 x 7.7 x 15.5 CM / SHIPPING WEIGHT: 845 G





Johannes and Viola Wüsthof

**MINCING KNIFE SINGLE BLADED**

1069501301 / 4002293116808

WEIGHT: 98 G / BLADE LENGTH: 15 CM / BLADE WIDTH: 3.3 CM / ITEM LENGTH: 14.5 CM

PACKAGING DIMENSIONS:  $\boxtimes$  14.0  $\times$   $\boxplus$  12.0  $\times$   $\boxtimes$  3.8 CM / SHIPPING WEIGHT: 131 G



**MINCING KNIFE SINGLE BLADED**

1069501302 / 4002293116815

WEIGHT: 118 G / BLADE LENGTH: 18 CM / BLADE WIDTH: 3.7 CM / ITEM LENGTH: 17.5 CM

PACKAGING DIMENSIONS:  $\boxtimes$  17.5  $\times$   $\boxplus$  13.0  $\times$   $\boxtimes$  3.8 CM / SHIPPING WEIGHT: 242 G



**MINCING KNIFE SINGLE BLADED**

1069501303 / 4002293116822

WEIGHT: 210 G / BLADE LENGTH: 23 CM / BLADE WIDTH: 4.9 CM / ITEM LENGTH: 21.5 CM

PACKAGING DIMENSIONS:  $\boxtimes$  22.0  $\times$   $\boxplus$  16.0  $\times$   $\boxtimes$  4.8 CM / SHIPPING WEIGHT: 290 G



**MINCING KNIFE DOUBLE-BLADED**

1069501304 / 4002293116839

WEIGHT: 190 G / BLADE LENGTH: 18 CM / BLADE WIDTH: 3.7 CM / ITEM LENGTH: 17.5 CM

PACKAGING DIMENSIONS:  $\boxtimes$  17.5  $\times$   $\boxplus$  13.0  $\times$   $\boxtimes$  4.0 CM / SHIPPING WEIGHT: 240 G



**MINCING KNIFE DOUBLE-BLADED**

1069501305 / 4002293116846

WEIGHT: 322 G / BLADE LENGTH: 26 CM / BLADE WIDTH: 4.9 CM / ITEM LENGTH: 21.7 CM

PACKAGING DIMENSIONS:  $\boxtimes$  22.0  $\times$   $\boxplus$  16.0  $\times$   $\boxtimes$  4.8 CM / SHIPPING WEIGHT: 400 G



**CHINESE CHEF'S KNIFE**

1129500218 / 4002293116297

WEIGHT: 255 G / BLADE LENGTH: 18 CM / BLADE WIDTH: 7.7 CM / ITEM LENGTH: 31.0 CM

PACKAGING DIMENSIONS:  $\boxtimes$  38.5  $\times$   $\boxplus$  11.3  $\times$   $\boxtimes$  2.5 CM / SHIPPING WEIGHT: 337 G



**CHINESE CHEF'S KNIFE**

1129500220 / 4006693116659

WEIGHT: 267 G / BLADE LENGTH: 20 CM / BLADE WIDTH: 7.7 CM / ITEM LENGTH: 32.1 CM

PACKAGING DIMENSIONS:  $\boxtimes$  38.5  $\times$   $\boxplus$  11.3  $\times$   $\boxtimes$  2.5 CM / SHIPPING WEIGHT: 337 G



**CHINESE CHEF'S KNIFE**

1129500120 / 4002293116976

WEIGHT: 264 G / BLADE LENGTH: 20 CM / BLADE WIDTH: 7.7 CM / ITEM LENGTH: 32.5 CM

PACKAGING DIMENSIONS:  $\boxtimes$  38.5  $\times$   $\boxplus$  11.3  $\times$   $\boxtimes$  2.5 CM / SHIPPING WEIGHT: 320 G



**CLEAVER**

1129500916 / 4002293111995

WEIGHT: 442 G / BLADE LENGTH: 16 CM / BLADE WIDTH: 7.1 CM / ITEM LENGTH: 29.0 CM

PACKAGING DIMENSIONS:  $\boxtimes$  38.0  $\times$   $\boxplus$  11.0  $\times$   $\boxtimes$  2.3 CM / SHIPPING WEIGHT: 530 G



**CLEAVER**

1129500918 / 4002293116952

WEIGHT: 571 G / BLADE LENGTH: 18 CM / BLADE WIDTH: 7.5 CM / ITEM LENGTH: 30.8 CM

PACKAGING DIMENSIONS:  $\boxtimes$  38.3  $\times$   $\boxplus$  11.3  $\times$   $\boxtimes$  2.5 CM / SHIPPING WEIGHT: 640 G



**CLEAVER**

1129500920 / 4002293116969

WEIGHT: 630 G / BLADE LENGTH: 20 CM / BLADE WIDTH: 7.8 CM / ITEM LENGTH: 32.7 CM

PACKAGING DIMENSIONS:  $\boxtimes$  38.3  $\times$   $\boxplus$  11.3  $\times$   $\boxtimes$  2.5 CM / SHIPPING WEIGHT: 720 G





**CHEESE KNIFE DOUBLE-HANDLE**

1039500432 / 4002293116594

WEIGHT: 350 G / BLADE LENGTH: 32 CM / BLADE WIDTH: 7.5 CM / ITEM LENGTH: 65.0 CM

PACKAGING DIMENSIONS:  $\boxtimes$  67.5  $\times$   $\boxtimes$  8.5  $\times$   $\boxtimes$  2.0 CM / SHIPPING WEIGHT: 625 G



**CHEESE KNIFE**

1049501012 / 4002293115092

WEIGHT: 90 G / BLADE LENGTH: 12 CM / BLADE WIDTH: 4.5 CM / ITEM LENGTH: 24.8 CM

PACKAGING DIMENSIONS:  $\boxtimes$  32.0  $\times$   $\boxtimes$  7.0  $\times$   $\boxtimes$  2.3 CM / SHIPPING WEIGHT: 140 G



**CHEESE KNIFE**

1199501018 / 4002293116341

WEIGHT: 150 G / BLADE LENGTH: 18 CM / BLADE WIDTH: 6.0 CM / ITEM LENGTH: 33.4 CM

PACKAGING DIMENSIONS:  $\boxtimes$  47.0  $\times$   $\boxtimes$  7.5  $\times$   $\boxtimes$  1.8 CM / SHIPPING WEIGHT: 200 G



**KNIFE SET 2 PIECES**

1129560201 / 4002293116280

WEIGHT: 690 G / PACKAGING DIMENSIONS:  $\boxtimes$  38.5  $\times$   $\boxtimes$  20.0  $\times$   $\boxtimes$  3.7 CM / SHIPPING WEIGHT: 870 G



1129500218 CHINESE CHEF'S KNIFE / 18 CM

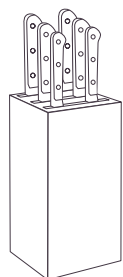
1129500916 CLEAVER / 16 CM



## STORAGE

# Protect your blades


## For long-lasting knives



**KNIFE BLOCK**

To help you enjoy your premium knives for longer, we offer individual storage solutions to keep the blades safe and well protected.

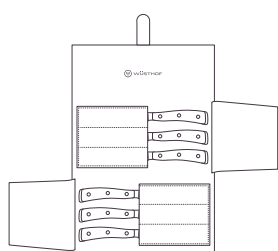
Each WÜSTHOF knife series has a matching block. A good knife block is heavy and solid; knife blocks should always be placed on a level surface.



**MAGNETIC RACK**

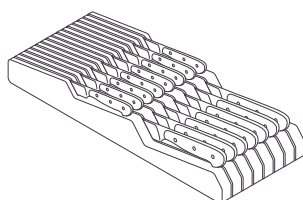
Magnetic holders for wall-mounting are stylish and space-saving. Finished in wood or aluminium, with extra-strong magnets.

Knife rolls, leather or synthetic cases are ideal solutions for transporting knives, storing them safely and requiring less space.



**KNIFE ROLL / CASE**

When you want to keep worktops uncluttered, use an in-drawer knife organiser to store your knives. It will prevent blades from knocking against each other and getting damaged.



**IN-DRAWER  
KNIFE ORGANISER**



WÜSTHOF

WÜSTHOF CLASSIC

WÜSTHOF CLASSIC

WÜSTHOF CLASSIC

WÜSTHOF CLASSIC

WÜSTHOF CLASSIC

## EMPTY KNIFE BLOCKS

2099600602 / 4002293134277

WEIGHT: 2100 G

MATERIAL: ASH, CRÈME

FOR 6 PIECES

☞ 12.6 × ☞ 21.8 × ☞ 24.0 CM

PACKAGING DIMENSIONS:

☞ 28.3 × ☞ 15.3 × ☞ 43.2 CM

SHIPPING WEIGHT: 2900 G



2099600601 / 4002293115702

WEIGHT: 2100 G

MATERIAL: THERMO BEECH

FOR 6 PIECES

☞ 12.6 × ☞ 21.8 × ☞ 24.0 CM

PACKAGING DIMENSIONS:

☞ 28.3 × ☞ 15.3 × ☞ 43.2 CM

SHIPPING WEIGHT: 2900 G



2091370601 / 4002293117638

WEIGHT: 3240 G

MATERIAL: BEECH, LEATHER

FOR 6 PIECES

☞ 16.5 × ☞ 24.5 × ☞ 16.5 CM

PACKAGING DIMENSIONS:

☞ 28.3 × ☞ 18.2 × ☞ 43.2 CM

SHIPPING WEIGHT: 4500 G



2099600605 / 4002293134208

WEIGHT: 2340 G

MATERIAL: ASH, CRÈME

FOR 6 PIECES

☞ 28.3 × ☞ 24.0 × ☞ 11.7 CM

PACKAGING DIMENSIONS:

☞ 28.3 × ☞ 18.2 × ☞ 43.2 CM

SHIPPING WEIGHT: 3400 G



2099600604 / 4002293134192

WEIGHT: 2340 G

MATERIAL: ASH, BROWN

FOR 6 PIECES

☞ 28.3 × ☞ 24.0 × ☞ 11.7 CM

PACKAGING DIMENSIONS:

☞ 28.3 × ☞ 18.2 × ☞ 43.2 CM

SHIPPING WEIGHT: 3400 G



2099600603 / 4002293134192

WEIGHT: 2340 G

MATERIAL: ASH, BLACK

FOR 6 PIECES

☞ 28.3 × ☞ 24.0 × ☞ 11.7 CM

PACKAGING DIMENSIONS:

☞ 28.3 × ☞ 18.2 × ☞ 43.2 CM

SHIPPING WEIGHT: 3400 G



2090270601 / 4002293118024

WEIGHT: 1705 G

MATERIAL: THERMAL BEECH, WHITE

FOR 6 PIECES

☞ 9.1 × ☞ 25.6 × ☞ 23.0 CM

PACKAGING DIMENSIONS:

☞ 26.5 × ☞ 13.0 × ☞ 40.0 CM

SHIPPING WEIGHT: 2475 G



2099605002 / 4002293115368

WEIGHT: 3367 G

MATERIAL: THERMO BEECH

MAGNETIC

☞ 8.7 × ☞ 26.0 × ☞ 23.0 CM

PACKAGING DIMENSIONS:

☞ 26.5 × ☞ 13.0 × ☞ 40.0 CM

SHIPPING WEIGHT: 4080 G



2090870602 / 4002293117737

WEIGHT: 1640 G

MATERIAL: NATURAL AND SMOKED OAK, MAPLE

FOR 6 PIECES

☞ 14.0 × ☞ 24.0 × ☞ 11.0 CM

PACKAGING DIMENSIONS:

☞ 16.0 × ☞ 12.0 × ☞ 27.0 CM

SHIPPING WEIGHT: 2020 G



2099600704 / 4002293132679

WEIGHT: 1307 G

MATERIAL: BEECH

FOR 7 PIECES

☞ 8.5 × ☞ 21.0 × ☞ 26.0 CM

PACKAGING DIMENSIONS:

☞ 28.3 × ☞ 15.3 × ☞ 43.2 CM

SHIPPING WEIGHT: 2150 G



2099600702 / 4002293132686

WEIGHT: 1307 G

MATERIAL: ASH, BLACK

FOR 7 PIECES

☞ 8.5 × ☞ 21.0 × ☞ 26.0 CM

PACKAGING DIMENSIONS:

☞ 28.3 × ☞ 15.3 × ☞ 43.2 CM

SHIPPING WEIGHT: 2150 G



2097270701 / 4002293130811

WEIGHT: 3480 G

MATERIAL: HEATTREATED BEECH WITH ALUMINIUM

FOR 7 PIECES

☞ 20.0 × ☞ 25.6 × ☞ 10.0 CM

PACKAGING DIMENSIONS:

☞ 26.5 × ☞ 13.0 × ☞ 40.0 CM

SHIPPING WEIGHT: 4480 G



## EMPTY KNIFE BLOCKS

2099600703 / 4002293115429

WEIGHT: 3460 G  
 MATERIAL: CONCRETE, THERMO BEECH  
 FOR 7 PIECES  
 12.5 × 24.5 × 12.5 CM

PACKAGING DIMENSIONS:  
 28.3 × 15.3 × 43.2 CM  
 SHIPPING WEIGHT: 4380 G



2099600802 / 4002293115498

WEIGHT: 2500 G  
 MATERIAL: THERMO BEECH  
 FOR 8 PIECES  
 15.4 × 23.0 × 26.0 CM

PACKAGING DIMENSIONS:  
 28.3 × 18.2 × 43.2 CM  
 SHIPPING WEIGHT: 3364 G



2099600801 / 4002293134239

WEIGHT: 2500 G  
 MATERIAL: ASH, BLACK  
 FOR 8 PIECES  
 15.4 × 23.0 × 26.0 CM

PACKAGING DIMENSIONS:  
 28.3 × 18.2 × 43.2 CM  
 SHIPPING WEIGHT: 3364 G



2090271201 / 4002293118031

WEIGHT: 2147 G  
 MATERIAL: BEECH, WHITE  
 FOR 8 PIECES  
 12.8 × 24.8 × 12.8 CM

PACKAGING DIMENSIONS:  
 28.3 × 15.3 × 43.2 CM  
 SHIPPING WEIGHT: 3050 G



2099600905 / 4002293115412

WEIGHT: 1280 G  
 MATERIAL: BEECH  
 FOR 9 PIECES  
 8.6 × 20.2 × 25.2 CM

PACKAGING DIMENSIONS:  
 26.5 × 13.0 × 40.0 CM  
 SHIPPING WEIGHT: 2060 G



2099600904 / 4002293115436

WEIGHT: 1980 G  
 MATERIAL: ASH, BLACK  
 FOR 9 PIECES  
 8.5 × 20.5 × 23.0 CM

PACKAGING DIMENSIONS:  
 26.5 × 13.0 × 40.0 CM  
 SHIPPING WEIGHT: 2660 G



2099600906 / 4002293115450

WEIGHT: 2230 G

MATERIAL: BEECH

FOR 9 PIECES

☞ 11.1 × ☞ 22.3 × ☞ 25.6 CM

PACKAGING DIMENSIONS:

☞ 26.5 × ☞ 13.0 × ☞ 40.0 CM

SHIPPING WEIGHT: 2940 G



2099600909 / 4002293132693

WEIGHT: 2230 G

MATERIAL: ASH, BROWN

FOR 9 PIECES

☞ 11.1 × ☞ 22.3 × ☞ 25.6 CM

PACKAGING DIMENSIONS:

☞ 26.5 × ☞ 13.0 × ☞ 40.0 CM

SHIPPING WEIGHT: 2940 G



2099600908 / 4002293115474

WEIGHT: 2230 G

MATERIAL: ASH, BLACK

FOR 9 PIECES

☞ 11.1 × ☞ 22.3 × ☞ 25.6 CM

PACKAGING DIMENSIONS:

☞ 26.5 × ☞ 13.0 × ☞ 40.0 CM

SHIPPING WEIGHT: 2940 G



2099600902 / 4002293134215

WEIGHT: 2800 G

MATERIAL: ASH, CRÈME

FOR 9 PIECES

☞ 28.4 × ☞ 24.3 × ☞ 14.6 CM

PACKAGING DIMENSIONS:

☞ 28.3 × ☞ 15.3 × ☞ 43.2 CM

SHIPPING WEIGHT: 3700 G



2099600903 / 4002293134222

WEIGHT: 2800 G

MATERIAL: ASH, BROWN

FOR 9 PIECES

☞ 28.4 × ☞ 24.3 × ☞ 14.6 CM

PACKAGING DIMENSIONS:

☞ 28.3 × ☞ 15.3 × ☞ 43.2 CM

SHIPPING WEIGHT: 3700 G



2099600901 / 4002293115511

WEIGHT: 2800 G

MATERIAL: ASH, BLACK

FOR 9 PIECES

☞ 14.6 × ☞ 24.3 × ☞ 28.4 CM

PACKAGING DIMENSIONS:

☞ 28.3 × ☞ 15.3 × ☞ 43.2 CM

SHIPPING WEIGHT: 3700 G



## EMPTY KNIFE BLOCKS

2099601201 / 4002293115535

WEIGHT: 3240 G

MATERIAL: BEECH

FOR 12 PIECES

☞ 14.2 × ☞ 24.9 × ☞ 29.1 CM

PACKAGING DIMENSIONS:

☞ 28.3 × ☞ 15.3 × ☞ 43.2 CM

SHIPPING WEIGHT: 4140 G



2099601202 / 4002293115528

WEIGHT: 3240 G

MATERIAL: ASH, BROWN

FOR 12 PIECES

☞ 14.2 × ☞ 24.9 × ☞ 29.1 CM

PACKAGING DIMENSIONS:

☞ 28.3 × ☞ 15.3 × ☞ 43.2 CM

SHIPPING WEIGHT: 4140 G



2099601203 / 4002293115481

WEIGHT: 3240 G

MATERIAL: ASH, BLACK

FOR 12 PIECES

☞ 14.2 × ☞ 24.9 × ☞ 29.1 CM

PACKAGING DIMENSIONS:

☞ 28.3 × ☞ 15.3 × ☞ 43.2 CM

SHIPPING WEIGHT: 4140 G



2099605201 / 4002293115351

WEIGHT: 2910 G

MATERIAL: THERMO BEECH

FOR 13 PIECES

☞ 15.0 × ☞ 28.5 × ☞ 15.0 CM

PACKAGING DIMENSIONS:

☞ 28.3 × ☞ 18.2 × ☞ 43.2 CM

SHIPPING WEIGHT: 3860 G



2099601601 / 4002293115382

WEIGHT: 2090 G

MATERIAL: BEECH

FOR 16 PIECES

☞ 10.5 × ☞ 23.0 × ☞ 28.0 CM

PACKAGING DIMENSIONS:

☞ 26.5 × ☞ 13.0 × ☞ 40.0 CM

SHIPPING WEIGHT: 2890 G





2099605101 / 4002293115467

WEIGHT: 4400 G

MATERIAL: BEECH

BRISTLED INSERT

☞ 11.4 × ☞ 28.0 × ☞ 21.2 CM

PACKAGING DIMENSIONS:

☞ 26.5 × ☞ 13.0 × ☞ 40.0 CM

SHIPPING WEIGHT: 5200 G



2099605102 / 4002293115399

WEIGHT: 4400 G

MATERIAL: ASH, BLACK

BRISTLED INSERT

☞ 10.5 × ☞ 23.0 × ☞ 28.0 CM

PACKAGING DIMENSIONS:

☞ 26.5 × ☞ 13.0 × ☞ 40.0 CM

SHIPPING WEIGHT: 5200 G



2090675001 / 4002293102818

WEIGHT: 4450 G

MATERIAL: THERMO BEECH

MAGNETIC

☞ 36.5 × ☞ 27.5 × ☞ 15.0 CM

PACKAGING DIMENSIONS:

☞ 28.3 × ☞ 15.3 × ☞ 43.2 CM

SHIPPING WEIGHT: 4740 G



2099605004 / 4002293115443

WEIGHT: 2600 G

MATERIAL: BEECH

MAGNETIC

☞ 17.9 × ☞ 24.5 × ☞ 15.5 CM

PACKAGING DIMENSIONS:

☞ 28.3 × ☞ 18.2 × ☞ 43.2 CM

SHIPPING WEIGHT: 3425 G



2099605003 / 4002293115405

WEIGHT: 2090 G

MATERIAL: THERMO BEECH

MAGNETIC

☞ 17.9 × ☞ 24.5 × ☞ 15.5 CM

PACKAGING DIMENSIONS:

☞ 28.3 × ☞ 18.2 × ☞ 43.2 CM

SHIPPING WEIGHT: 3440 G



2099605005 / 4002293115375

WEIGHT: 2600 G

MATERIAL: ASH, BLACK

MAGNETIC

☞ 17.9 × ☞ 24.5 × ☞ 15.5 CM

PACKAGING DIMENSIONS:

☞ 28.3 × ☞ 18.2 × ☞ 43.2 CM

SHIPPING WEIGHT: 3425 G



**MAGNETIC KNIFE BAR**

2069626240 / 4002293118642

WEIGHT: 840 G / MATERIAL: STAINLESS STEEL AND MDF /  $\boxtimes$  42.5  $\times$   $\boxplus$  2.7  $\times$   $\boxtimes$  7.5 CM  
PACKAGING DIMENSIONS:  $\boxtimes$  48.2  $\times$   $\boxplus$  12.2  $\times$   $\boxtimes$  3.6 CM / SHIPPING WEIGHT: 1000 G



**MAGNETIC KNIFE BAR**

2059625130 / 4002293107752

WEIGHT: 272 G / MATERIAL: SYNTHETIC /  $\boxtimes$  31.2  $\times$   $\boxplus$  4.3  $\times$   $\boxtimes$  2.5 CM  
PACKAGING DIMENSIONS:  $\boxtimes$  40.0  $\times$   $\boxplus$  4.8  $\times$   $\boxtimes$  2.0 CM / SHIPPING WEIGHT: 307 G



**MAGNETIC KNIFE BAR**

2059625235 / 4002293107776

WEIGHT: 440 G / MATERIAL: SYNTHETIC /  $\boxtimes$  35.0  $\times$   $\boxplus$  4.0  $\times$   $\boxtimes$  2.6 CM  
PACKAGING DIMENSIONS:  $\boxtimes$  39.9  $\times$   $\boxplus$  4.8  $\times$   $\boxtimes$  2.0 CM / SHIPPING WEIGHT: 483 G



**MAGNETIC KNIFE BAR**

2059625145 / 4002293107769

WEIGHT: 397 G / MATERIAL: SYNTHETIC /  $\boxtimes$  46.2  $\times$   $\boxplus$  4.5  $\times$   $\boxtimes$  2.6 CM  
PACKAGING DIMENSIONS:  $\boxtimes$  54.9  $\times$   $\boxplus$  4.8  $\times$   $\boxtimes$  2.3 CM / SHIPPING WEIGHT: 442 G



**MAGNETIC KNIFE BAR**

2059625250 / 4002293107783

WEIGHT: 640 G / MATERIAL: SYNTHETIC /  $\boxtimes$  50.0  $\times$   $\boxplus$  4.0  $\times$   $\boxtimes$  2.4 CM  
PACKAGING DIMENSIONS:  $\boxtimes$  54.9  $\times$   $\boxplus$  4.8  $\times$   $\boxtimes$  2.0 CM / SHIPPING WEIGHT: 680 G



**MAGNETIC KNIFE BAR**

2059625530 / 4002293107844

WEIGHT: 336 G / MATERIAL: RUBBERWOOD /  $\boxtimes$  30.1  $\times$   $\boxplus$  4.5  $\times$   $\boxtimes$  2.0 CM  
PACKAGING DIMENSIONS:  $\boxtimes$  40.0  $\times$   $\boxplus$  4.8  $\times$   $\boxtimes$  2.0 CM / SHIPPING WEIGHT: 369 G



**MAGNETIC KNIFE BAR**

2059625545 / 4002293107851

WEIGHT: 516 G / MATERIAL: RUBBERWOOD /  $\boxtimes$  45.2  $\times$   $\boxplus$  4.0  $\times$   $\boxtimes$  2.0 CM  
PACKAGING DIMENSIONS:  $\boxtimes$  54.9  $\times$   $\boxplus$  4.8  $\times$   $\boxtimes$  2.3 CM / SHIPPING WEIGHT: 549 G



**MAGNETIC KNIFE BAR**

2059625330 / 4002293107790

WEIGHT: 269 G / MATERIAL: ALUMINUM /  $\boxtimes$  31.0  $\times$   $\boxplus$  3.9  $\times$   $\boxtimes$  2.8 CM  
PACKAGING DIMENSIONS:  $\boxtimes$  39.9  $\times$   $\boxplus$  4.8  $\times$   $\boxtimes$  2.0 CM / SHIPPING WEIGHT: 293 G



**MAGNETIC KNIFE BAR**

2059625435 / 4002293107813

WEIGHT: 476 G / MATERIAL: ALUMINUM /  $\boxtimes$  35.0  $\times$   $\boxplus$  4.0  $\times$   $\boxtimes$  2.6 CM  
PACKAGING DIMENSIONS:  $\boxtimes$  39.9  $\times$   $\boxplus$  4.8  $\times$   $\boxtimes$  2.0 CM / SHIPPING WEIGHT: 511 G



**MAGNETIC KNIFE BAR**

2059625345 / 4002293107806

WEIGHT: 386 G / MATERIAL: ALUMINUM /  $\boxtimes$  46.0  $\times$   $\boxplus$  4.0  $\times$   $\boxtimes$  2.6 CM  
PACKAGING DIMENSIONS:  $\boxtimes$  54.9  $\times$   $\boxplus$  4.8  $\times$   $\boxtimes$  2.0 CM / SHIPPING WEIGHT: 417 G



**MAGNETIC KNIFE BAR**

2059625450 / 4002293107837

WEIGHT: 653 G / MATERIAL: ALUMINUM /  $\boxtimes$  50.2  $\times$   $\boxplus$  4.3  $\times$   $\boxtimes$  2.3 CM  
PACKAGING DIMENSIONS:  $\boxtimes$  54.9  $\times$   $\boxplus$  4.8  $\times$   $\boxtimes$  2.0 CM / SHIPPING WEIGHT: 696 G



**MAGNETIC KNIFE BAR**

2059625630 / 4002293107868

WEIGHT: 820 G / MATERIAL: ACACIA /  $\boxtimes$  30.2  $\times$   $\boxplus$  6.5  $\times$   $\boxminus$  2.1 CM

PACKAGING DIMENSIONS:  $\boxtimes$  36.5  $\times$   $\boxplus$  7.5  $\times$   $\boxminus$  2.4 CM / SHIPPING WEIGHT: 900 G



**MAGNETIC KNIFE BAR**

2059625730 / 4002293107882

WEIGHT: 800 G / MATERIAL: WALNUT /  $\boxtimes$  30.2  $\times$   $\boxplus$  6.5  $\times$   $\boxminus$  2.1 CM

PACKAGING DIMENSIONS:  $\boxtimes$  36.5  $\times$   $\boxplus$  7.5  $\times$   $\boxminus$  2.4 CM / SHIPPING WEIGHT: 860 G



**MAGNETIC KNIFE BAR**

2059625650 / 4002293107875

WEIGHT: 1440 G / MATERIAL: ACACIA /  $\boxtimes$  50.1  $\times$   $\boxplus$  6.5  $\times$   $\boxminus$  2.1 CM

PACKAGING DIMENSIONS:  $\boxtimes$  56.0  $\times$   $\boxplus$  7.5  $\times$   $\boxminus$  2.4 CM / SHIPPING WEIGHT: 1540 G



**MAGNETIC KNIFE BAR**

2059625750 / 4002293107899

WEIGHT: 1400 G / MATERIAL: WALNUT /  $\boxtimes$  50.1  $\times$   $\boxplus$  6.5  $\times$   $\boxminus$  2.1 CM

PACKAGING DIMENSIONS:  $\boxtimes$  56.0  $\times$   $\boxplus$  7.5  $\times$   $\boxminus$  2.4 CM / SHIPPING WEIGHT: 1480 G



**MAGNETIC KNIFE BAR**

2059625840 / 4002293107905

WEIGHT: 669 G / MATERIAL: HEATTREATED BEECH /  $\boxtimes$  40.0  $\times$   $\boxplus$  6.3  $\times$   $\boxminus$  3.5 CM

PACKAGING DIMENSIONS:  $\boxtimes$  44.5  $\times$   $\boxplus$  6.2  $\times$   $\boxminus$  3.6 CM / SHIPPING WEIGHT: 757 G



**CHEF'S CASE FOR 6 PIECES**

2189635602 / 4002293102573

WEIGHT: 190 G / MATERIAL: SYNTHETIC LEATHER WITH NYLON /  $\boxtimes$  42.5  $\times$   $\boxtimes$  42.5 CM

PACKAGING DIMENSIONS:  $\boxtimes$  43.2  $\times$   $\boxtimes$  43.0  $\times$   $\boxtimes$  0.5 CM / SHIPPING WEIGHT: 210 G



**CHEF'S CASE FOR 9 PIECES**

2189635901 / 4002293102542

WEIGHT: 250 G / MATERIAL: SYNTHETIC LEATHER WITH NYLON /  $\boxtimes$  50.5  $\times$   $\boxtimes$  47.0 CM

PACKAGING DIMENSIONS:  $\boxtimes$  51.1  $\times$   $\boxtimes$  48.1  $\times$   $\boxtimes$  0.5 CM / SHIPPING WEIGHT: 260 G



**CHEF'S CASE FOR 12 PIECES**

2189631201 / 4002293103587

WEIGHT: 740 G / MATERIAL: POLYESTER /  $\boxtimes$  50.5  $\times$   $\boxplus$  68.5 CM

PACKAGING DIMENSIONS:  $\boxtimes$  50.9  $\times$   $\boxplus$  21.7  $\times$   $\boxtimes$  1.5 CM / SHIPPING WEIGHT: 780 G



**CHEF'S CASE FOR 10 PIECES**

2189631001 / 4002293103570

WEIGHT: 1420 G / MATERIAL: POLYESTER /  $\boxtimes$  50.5  $\times$   $\boxplus$  68.5 CM

PACKAGING DIMENSIONS:  $\boxtimes$  51.2  $\times$   $\boxplus$  21.6  $\times$   $\boxtimes$  3.9 CM / SHIPPING WEIGHT: 1440 G



**CHEF'S CASE FOR 18 PIECES**

2189631801 / 4002293103600

WEIGHT: 1820 G / MATERIAL: POLYESTER /  $\boxtimes$  51.4  $\times$   $\boxtimes$  89.5 CM

PACKAGING DIMENSIONS:  $\boxtimes$  51.0  $\times$   $\boxtimes$  25.5  $\times$   $\boxtimes$  4.5 CM / SHIPPING WEIGHT: 1840 G



**CHEF'S CASE FOR 20 PIECES**

2189632001 / 4002293110318

WEIGHT: 1350 G / MATERIAL: POLYESTER /  $\boxtimes$  47.0  $\times$   $\boxtimes$  21.0 CM

PACKAGING DIMENSIONS:  $\boxtimes$  49.0  $\times$   $\boxtimes$  23.0  $\times$   $\boxtimes$  7.9 CM / SHIPPING WEIGHT: 1360 G



**BLADE GUARD FOR NARROW BLADES UP TO 12CM**

2069640201 / 4002293110738

WEIGHT: 6 G / MATERIAL: POLYSTYROL / FOR BLADE LENGTH UP TO: 12.0 CM /  $\boxtimes$  13.2  $\times$   $\boxplus$  2.5 CM

PACKAGING DIMENSIONS:  $\boxtimes$  26.9  $\times$   $\boxplus$  7.0  $\times$   $\boxtimes$  0.5 CM / SHIPPING WEIGHT: 22 G




**BLADE GUARD FOR NARROW BLADES UP TO 20CM**

2069640202 / 4002293110745

WEIGHT: 11 G / MATERIAL: POLYSTYROL / FOR BLADE LENGTH UP TO: 20.0 CM /  $\boxtimes$  20.5  $\times$   $\boxplus$  2.5 CM

PACKAGING DIMENSIONS:  $\boxtimes$  26.9  $\times$   $\boxplus$  7.0  $\times$   $\boxtimes$  0.5 CM / SHIPPING WEIGHT: 26 G




**BLADE GUARD FOR WIDE BLADES UP TO 20CM**

2069640205 / 4002293110776

WEIGHT: 22 G / MATERIAL: POLYSTYROL / FOR BLADE LENGTH UP TO: 20.0 CM /  $\boxtimes$  20.5  $\times$   $\boxplus$  5.0 CM

PACKAGING DIMENSIONS:  $\boxtimes$  26.6  $\times$   $\boxplus$  7.0  $\times$   $\boxtimes$  0.5 CM / SHIPPING WEIGHT: 40 G




**BLADE GUARD FOR NARROW BLADES UP TO 26CM**

2069640203 / 4002293110752

WEIGHT: 19 G / MATERIAL: POLYSTYROL / FOR BLADE LENGTH UP TO: 26.0 CM /  $\boxtimes$  26.5  $\times$   $\boxplus$  3.0 CM

PACKAGING DIMENSIONS:  $\boxtimes$  37.6  $\times$   $\boxplus$  7.0  $\times$   $\boxtimes$  0.5 CM / SHIPPING WEIGHT: 40 G




**BLADE GUARD FOR WIDE BLADES UP TO 26CM**

2069640206 / 4002293110783

WEIGHT: 29 G / MATERIAL: POLYSTYROL / FOR BLADE LENGTH UP TO: 26.0 CM /  $\boxtimes$  27.0  $\times$   $\boxplus$  5.0 CM

PACKAGING DIMENSIONS:  $\boxtimes$  37.6  $\times$   $\boxplus$  7.0  $\times$   $\boxtimes$  0.5 CM / SHIPPING WEIGHT: 54 G




**BLADE GUARD FOR NARROW BLADES UP TO 32CM**

2069640204 / 4002293110769

WEIGHT: 27 G / MATERIAL: POLYSTYROL / FOR BLADE LENGTH UP TO: 32.0 CM /  $\boxtimes$  31.6  $\times$   $\boxplus$  3.1 CM

PACKAGING DIMENSIONS:  $\boxtimes$  37.5  $\times$   $\boxplus$  7.0  $\times$   $\boxtimes$  0.5 CM / SHIPPING WEIGHT: 45 G





**MAGNETIC BLADE GUARD FOR NARROW BLADES UP TO 16CM**

2069640101 / 4002293103488

WEIGHT: 20 G / MATERIAL: SYNTHETIC WITH MAGNETS / FOR BLADE LENGTH UP TO: 16.0 CM /  $\boxtimes$  16.4  $\times$   $\boxplus$  3.9 CM  
PACKAGING DIMENSIONS:  $\boxtimes$  19.0  $\times$   $\boxplus$  4.2  $\times$   $\boxminus$  1.4 CM / SHIPPING WEIGHT: 50 G



**MAGNETIC BLADE GUARD FOR WIDE BLADES UP TO 20CM**

2069640104 / 4002293103518

WEIGHT: 50 G / MATERIAL: SYNTHETIC WITH MAGNETS / FOR BLADE LENGTH UP TO: 20.0 CM /  $\boxtimes$  20.5  $\times$   $\boxplus$  6.8 CM  
PACKAGING DIMENSIONS:  $\boxtimes$  26.7  $\times$   $\boxplus$  9.0  $\times$   $\boxminus$  0.6 CM / SHIPPING WEIGHT: 110 G



**MAGNETIC BLADE GUARD FOR NARROW BLADES UP TO 26CM**

2069640102 / 4002293103495

WEIGHT: 55 G / MATERIAL: SYNTHETIC WITH MAGNETS / FOR BLADE LENGTH UP TO: 26.0 CM /  $\boxtimes$  26.5  $\times$   $\boxplus$  4.9 CM  
PACKAGING DIMENSIONS:  $\boxtimes$  29.0  $\times$   $\boxplus$  5.0  $\times$   $\boxminus$  1.5 CM / SHIPPING WEIGHT: 100 G



**MAGNETIC BLADE GUARD FOR WIDE BLADES UP TO 26CM**

2069640103 / 4002293103501

WEIGHT: 100 G / MATERIAL: SYNTHETIC WITH MAGNETS / FOR BLADE LENGTH UP TO: 26.0 CM /  $\boxtimes$  26.8  $\times$   $\boxplus$  6.8 CM  
PACKAGING DIMENSIONS:  $\boxtimes$  29.0  $\times$   $\boxplus$  7.0  $\times$   $\boxminus$  1.5 CM / SHIPPING WEIGHT: 150 G



## IN DRAWER KNIFE STORAGE FOR 7 PIECES

2159620701 / 4002293101569

WEIGHT: 701 G / MATERIAL: HORNBEAM /  $\boxtimes$  42.8  $\times$   $\boxplus$  9.9  $\times$   $\boxminus$  4.9 CM

MAX CAPACITY: 7 / FOR BLADE LENGTH UP TO: 20.0 CM

PACKAGING DIMENSIONS:  $\boxtimes$  42.8  $\times$   $\boxplus$  9.9  $\times$   $\boxminus$  4.9 CM / SHIPPING WEIGHT: 800 G



Knives not included.



## IN DRAWER KNIFE STORAGE FOR 15 PIECES

2159621501 / 4002293101576

WEIGHT: 1450 G / MATERIAL: HORNBEAM /  $\boxtimes$  43.0  $\times$   $\boxplus$  21.9  $\times$   $\boxminus$  4.2 CM

MAX CAPACITY: 15 / FOR BLADE LENGTH UP TO: 20.0 CM

PACKAGING DIMENSIONS:  $\boxtimes$  43.0  $\times$   $\boxplus$  21.9  $\times$   $\boxminus$  4.2 CM / SHIPPING WEIGHT: 1510 G



Knives not included.



**IN DRAWER KNIFE STORAGE FOR 7 PIECES**

2159620702 / 4002293103532

WEIGHT: 1000 G / MATERIAL: EUROPEAN BEECH /  $\boxtimes$  43.0  $\times$   $\boxplus$  22.3  $\times$   $\boxtimes$  4.4 CM  
MAX CAPACITY: 7 / FOR BLADE LENGTH UP TO: 24.0 CM  
PACKAGING DIMENSIONS:  $\boxtimes$  43.0  $\times$   $\boxplus$  22.2  $\times$   $\boxtimes$  4.0 CM / SHIPPING WEIGHT: 1040 G



**IN DRAWER KNIFE STORAGE FOR 7 PIECES**

2159620703 / 4002293116990

WEIGHT: 1270 G / MATERIAL: POLYPROPYLEN /  $\boxtimes$  43.0  $\times$   $\boxplus$  22.0  $\times$   $\boxtimes$  4.0 CM  
MAX CAPACITY: 7 / FOR BLADE LENGTH UP TO: 24.0 CM  
PACKAGING DIMENSIONS:  $\boxtimes$  43.3  $\times$   $\boxplus$  22.1  $\times$   $\boxtimes$  4.1 CM / SHIPPING WEIGHT: 1300 G



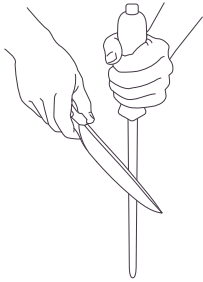
Knives not included.



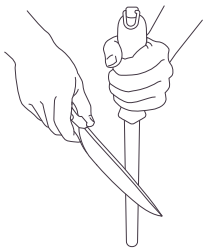
## SHARPENING

# Only a sharp knife is a safe knife


For precise work



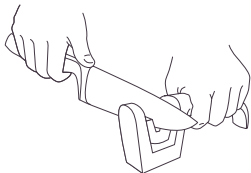
**HONING STEEL**



**SHARPENING STEEL**



**WHETSTONE**



**HAND-HELD  
KNIFE SHARPENER**

Over time, even premium quality blades lose their sharpness through frequent use, contact with hard foods or use on unsuitable surfaces. A blunt blade requires more pressure, which can lead to slipping or injury. With our honing and sharpening solutions, your blades regain and maintain optimal sharpness.

Asking yourself what the difference between sharpening and honing is? With honing, the very edge of the blade, which becomes slightly bent (invisible to the naked eye), is re-straightened. If your knife is really blunt, it needs to be re-sharpened, with the help of a sharpening steel or a whetstone, for example.

When sharpening, a tiny amount of steel is removed. Thanks to our special WÜSTHOF steel, you need to sharpen our knives less often than those of other brands. Regular honing is usually all you need do to keep your blade sharp.



**KNIFE SHARPER ELECTRIC**

WEIGHT: 900 G / PACKAGING DIMENSIONS: 22.5 x 12.0 x 13.5 CM / SHIPPING WEIGHT: 1040 G



3069730301 / 4002293103617 / EU, PLUG C



3069730303 / 4002293103631 / GB, PLUG G




3069730304 / 4002293103648 / AUSTRALIA / NZ, PLUG I



**LEVELS OF SHARPNESS**

<b>3</b>	<b>SHAPE</b>	<b>HIGH</b>	Reshapes damaged blade edges.
<b>2</b>	<b>SHARPEN</b>	<b>MEDIUM</b>	Resharpens dull blade edges.
<b>1</b>	<b>REFINE</b>	<b>LOW</b>	Polishes and maintains blade edge sharpness.





Replaceable  
sharpening guide

### UPGRADE SET

3069730401 / 4002293110639

WEIGHT: 41 G

PACKAGING DIMENSIONS: 16.7 × 5.2 × 3.9 CM

3.9 CM

SHIPPING WEIGHT 63 G



### CONTENT

ASIAN BLADE GUIDE  
(FOR ASIAN STYLE KNIVES)

SHARPENING BELTS:

1 x COARSE / 120ZA

2 x MEDIUM / 120

1 x FINE / X30 A0

1 x ULTRA FINE / X4 A0

### SPARE SET

3069730501 / 4002293110868

WEIGHT: 23 G

PACKAGING DIMENSIONS: 17.5 × 6.4 × 2.4 CM

CM

SHIPPING WEIGHT 36 G



### CONTENT

SHARPENING BELTS:

1 x COARSE / 120ZA

2 x MEDIUM / 120

1 x FINE / X30 A0

1 x ULTRA FINE / X4 A0



COARSE / 120ZA

MEDIUM / 120

MEDIUM / 120

FINE / X30 A0

ULTRA FINE / X4 A0



**KNIFE SHARPENING STEEL DIAMOND COATING COARSE**

3049705123 / 4002293115559

WEIGHT: 180 G / ITEM LENGTH: 37.3 CM / WORKING LENGTH: 23 CM  
PACKAGING DIMENSIONS:  $\boxtimes$ 45.8  $\times$   $\boxplus$ 7.0  $\times$   $\boxtimes$ 3.7 CM / SHIPPING WEIGHT: 260 G



**KNIFE SHARPENING STEEL DIAMOND COATING FINE**

3049705223 / 4002293115740

WEIGHT: 180 G / ITEM LENGTH: 37.6 CM / WORKING LENGTH: 23 CM  
PACKAGING DIMENSIONS:  $\boxtimes$ 45.8  $\times$   $\boxplus$ 7.0  $\times$   $\boxtimes$ 3.7 CM / SHIPPING WEIGHT: 260 G



**KNIFE SHARPENING STEEL DIAMOND COATING COARSE**

3049705126 / 4002293115566

WEIGHT: 260 G / ITEM LENGTH: 41.2 CM / WORKING LENGTH: 26 CM  
PACKAGING DIMENSIONS:  $\boxtimes$ 45.8  $\times$   $\boxplus$ 7.0  $\times$   $\boxtimes$ 3.7 CM / SHIPPING WEIGHT: 360 G



**KNIFE SHARPENING STEEL DIAMOND COATING FINE**

3049705226 / 4002293115696

WEIGHT: 310 G / ITEM LENGTH: 41.2 CM / WORKING LENGTH: 26 CM  
PACKAGING DIMENSIONS:  $\boxtimes$ 45.8  $\times$   $\boxplus$ 7.0  $\times$   $\boxtimes$ 3.7 CM / SHIPPING WEIGHT: 360 G



**KNIFE SHARPENING STEEL CERAMIC COATING COARSE J 800**

3049710126 / 4002293116884

WEIGHT: 215 G / ITEM LENGTH: 38.0 CM / WORKING LENGTH: 26 CM  
PACKAGING DIMENSIONS:  $\boxtimes$ 45.1  $\times$   $\boxplus$ 7.1  $\times$   $\boxtimes$ 3.9 CM / SHIPPING WEIGHT: 300 G





**KNIFE SHARPENING STEEL CERAMIC COATING FINE J 3000**

3049710226 / 4002293116891

WEIGHT: 220 G / ITEM LENGTH: 38.0 CM / WORKING LENGTH: 26 CM  
PACKAGING DIMENSIONS:  $\boxtimes$  45.1  $\times$   $\boxplus$  7.1  $\times$   $\boxtimes$  3.9 CM / SHIPPING WEIGHT: 300 G



**HONING STEEL**

3049700318 / 4002293115719

WEIGHT: 171 G / ITEM LENGTH: 32.8 CM / WORKING LENGTH: 18 CM  
PACKAGING DIMENSIONS:  $\boxtimes$  45.8  $\times$   $\boxplus$  7.0  $\times$   $\boxtimes$  3.7 CM / SHIPPING WEIGHT: 240 G



**HONING STEEL**

3049700423 / 4002293115757

WEIGHT: 179 G / ITEM LENGTH: 34.8 CM / WORKING LENGTH: 23 CM  
PACKAGING DIMENSIONS:  $\boxtimes$  45.2  $\times$   $\boxplus$  7.1  $\times$   $\boxtimes$  3.7 CM / SHIPPING WEIGHT: 260 G



**HONING STEEL**

3049702120 / 4002293115795

WEIGHT: 240 G / ITEM LENGTH: 35.5 CM / WORKING LENGTH: 20 CM  
PACKAGING DIMENSIONS:  $\boxtimes$  45.8  $\times$   $\boxplus$  7.0  $\times$   $\boxtimes$  3.7 CM / SHIPPING WEIGHT: 320 G



**HONING STEEL**

3049700223 / 4002293115733

WEIGHT: 209 G / ITEM LENGTH: 37.1 CM / WORKING LENGTH: 23 CM  
PACKAGING DIMENSIONS:  $\boxtimes$  45.8  $\times$   $\boxplus$  7.0  $\times$   $\boxtimes$  3.7 CM / SHIPPING WEIGHT: 300 G



**HONING STEEL**

3049700323 / 4002293115726

WEIGHT: 200 G / ITEM LENGTH: 37.6 CM / WORKING LENGTH: 23 CM  
PACKAGING DIMENSIONS:  $\boxtimes$  45.8  $\times$   $\boxplus$  7.0  $\times$   $\boxtimes$  3.7 CM / SHIPPING WEIGHT: 280 G



**HONING STEEL**

3049700526 / 4002293115689

WEIGHT: 260 G / ITEM LENGTH: 40.5 CM / WORKING LENGTH: 26 CM  
PACKAGING DIMENSIONS:  $\boxtimes$  45.8  $\times$   $\boxplus$  7.0  $\times$   $\boxtimes$  3.7 CM / SHIPPING WEIGHT: 340 G



**HONING STEEL**

3049700626 / 4002293115764

WEIGHT: 361 G / ITEM LENGTH: 41.6 CM / WORKING LENGTH: 26 CM  
PACKAGING DIMENSIONS:  $\boxtimes$  58.0  $\times$   $\boxplus$  8.0  $\times$   $\boxtimes$  2.0 CM / SHIPPING WEIGHT: 440 G



**HONING STEEL**

3049700632 / 4002293115863

WEIGHT: 413 G / ITEM LENGTH: 46.8 CM / WORKING LENGTH: 32 CM  
PACKAGING DIMENSIONS:  $\boxtimes$  58.0  $\times$   $\boxplus$  8.0  $\times$   $\boxtimes$  2.0 CM / SHIPPING WEIGHT: 450 G



**HONING STEEL**

3049700726 / 4002293115818

WEIGHT: 348 G / ITEM LENGTH: 42.5 CM / WORKING LENGTH: 26 CM  
PACKAGING DIMENSIONS:  $\boxtimes$  58.0  $\times$   $\boxplus$  8.0  $\times$   $\boxtimes$  2.0 CM / SHIPPING WEIGHT: 385 G



### HONING STEEL

3049700729 / 4002293116983

WEIGHT: 374 G / ITEM LENGTH: 45.4 CM / WORKING LENGTH: 29 CM

PACKAGING DIMENSIONS:  $\boxtimes$ 58.0  $\times$   $\boxplus$ 8.0  $\times$   $\boxtimes$ 2.0 CM / SHIPPING WEIGHT: 420 G



### HONING STEEL

3049700732 / 4002293115832

WEIGHT: 437 G / ITEM LENGTH: 48.4 CM / WORKING LENGTH: 32 CM

PACKAGING DIMENSIONS:  $\boxtimes$ 58.0  $\times$   $\boxplus$ 8.0  $\times$   $\boxtimes$ 2.0 CM / SHIPPING WEIGHT: 475 G



### HONING STEEL OVAL

3049700832 / 4002293115771

WEIGHT: 420 G / ITEM LENGTH: 48.0 CM / WORKING LENGTH: 32 CM

PACKAGING DIMENSIONS:  $\boxtimes$ 58.0  $\times$   $\boxplus$ 8.0  $\times$   $\boxtimes$ 2.0 CM / SHIPPING WEIGHT: 470 G



### KNIFE POLISHING STEEL FINE

3049708132 / 4002293115801

WEIGHT: 500 G / ITEM LENGTH: 48.5 CM / WORKING LENGTH: 32 CM

PACKAGING DIMENSIONS:  $\boxtimes$ 58.0  $\times$   $\boxplus$ 8.0  $\times$   $\boxtimes$ 2.0 CM / SHIPPING WEIGHT: 540 G



### KNIFE POLISHING STEEL FINE

3049708232 / 4002293115788

WEIGHT: 480 G / ITEM LENGTH: 48.5 CM / WORKING LENGTH: 32 CM

PACKAGING DIMENSIONS:  $\boxtimes$ 57.5  $\times$   $\boxplus$ 8.0  $\times$   $\boxtimes$ 5.0 CM / SHIPPING WEIGHT: 520 G



**KNIFE SHARPENER CERAMIC**

3069730103 / 4002293118895

WEIGHT: 126 G / ITEM LENGTH: 16.4 CM / PACKAGING DIMENSIONS:  $\boxtimes$  7.0  $\times$   $\boxplus$  20.5 CM / SHIPPING WEIGHT: 168 G  
SHARPENING/HONING SURFACE: CERAMIC, CARBIDE / BLACK



**KNIFE SHARPENER CERAMIC, CARBIDE**

3069730102 / 4002293118871

WEIGHT: 238 G / ITEM LENGTH: 20.5 CM / PACKAGING DIMENSIONS:  $\boxtimes$  9.0  $\times$   $\boxplus$  26.0 CM / SHIPPING WEIGHT: 300 G  
SHARPENING/HONING SURFACE: CERAMIC, CARBIDE / BLACK



**KNIFE SHARPENER CERAMIC, DIAMOND**

3060388001 / 4002293118864

WEIGHT: 276 G / ITEM LENGTH: 21.0 CM / PACKAGING DIMENSIONS:  $\boxtimes$  7.0  $\times$   $\boxplus$  25.0 CM / SHIPPING WEIGHT: 320 G  
SHARPENING/HONING SURFACE: CERAMIC, DIAMOND / BLACK



**WHETSTONE GUIDE**

3059721201 / 4002293110622

WEIGHT: 63 G / ITEM LENGTH: 6.1 CM / PACKAGING DIMENSIONS:  $\boxtimes$  6.0  $\times$   $\boxplus$  8.7 CM / SHIPPING WEIGHT: 72 G



**KNIFE SHARPENER DISPLAY PACK 24X BLACK**

3119730203 / 4002293110646

WEIGHT: 768 G / ITEM LENGTH: 8.2 CM / PACKAGING DIMENSIONS: 13.0 x 16.0 CM / SHIPPING WEIGHT: 840 G  
SHARPENING/HONING SURFACE: CERAMIC, CARBIDE / BLACK



24 KNIFE SHARPENER ON A KEY RING



**KNIFE SHARPENER DISPLAY PACK 24X RED**

3119730204 / 4002293110653

WEIGHT: 768 G / ITEM LENGTH: 8.2 CM / PACKAGING DIMENSIONS: 13.0 x 16.0 CM / SHIPPING WEIGHT: 840 G  
SHARPENING/HONING SURFACE: CERAMIC, CARBIDE / RED



24 KNIFE SHARPENER ON A KEY RING



**KNIFE SHARPENER DISPLAY PACK 12 RED AND 12 BLACK**

3119730205 / 4002293110660

WEIGHT: 768 G / ITEM LENGTH: 8.2 CM / PACKAGING DIMENSIONS: 13.0 x 16.0 CM / SHIPPING WEIGHT: 840 G  
SHARPENING/HONING SURFACE: CERAMIC, CARBIDE / BLACK,RED



24 KNIFE SHARPENER ON A KEY RING



### WHETSTONE J 400 / 2000

3069720301 / 4002293116860

WEIGHT: 360 G /  $\boxtimes$  15.0 CM  $\times$   $\boxplus$  5.0 CM  $\times$   $\boxtimes$  2.5 CM

PACKAGING DIMENSIONS:  $\boxtimes$  16.0  $\times$   $\boxplus$  5.6  $\times$   $\boxtimes$  3.0 CM

SHIPPING WEIGHT: 410 G




### WHETSTONE J 1000 / 3000

3069720302 / 4002293116907

WEIGHT: 861 G /  $\boxtimes$  20.0 CM  $\times$   $\boxplus$  6.0 CM  $\times$   $\boxtimes$  3.0 CM

PACKAGING DIMENSIONS:  $\boxtimes$  23.4  $\times$   $\boxplus$  8.5  $\times$   $\boxtimes$  4.2 CM

SHIPPING WEIGHT: 920 G



### WHETSTONE J 3000 / 8000

3069720303 / 4002293116914

WEIGHT: 852 G /  $\boxtimes$  20.0 CM  $\times$   $\boxplus$  6.0 CM  $\times$   $\boxtimes$  3.0 CM

PACKAGING DIMENSIONS:  $\boxtimes$  23.4  $\times$   $\boxplus$  8.5  $\times$   $\boxtimes$  4.2 CM

SHIPPING WEIGHT: 900 G



### RESHAPING STONE J 80

3189721301 / 4002293116921

WEIGHT: 291 G /  $\boxtimes$  10.0 CM  $\times$   $\boxplus$  5.0 CM  $\times$   $\boxtimes$  3.0 CM

PACKAGING DIMENSIONS:  $\boxtimes$  14.0  $\times$   $\boxplus$  5.3  $\times$   $\boxtimes$  5.9 CM

SHIPPING WEIGHT: 300 G



### WHETSTONE J 1000 / 4000

3069720101 / 4002293116877

WEIGHT: 1340 G /  $\boxtimes$  22.0 CM  $\times$   $\boxplus$  8.0 CM  $\times$   $\boxtimes$  3.0 CM

PACKAGING DIMENSIONS:  $\boxtimes$  36.1  $\times$   $\boxplus$  12.7  $\times$   $\boxtimes$  4.6 CM

SHIPPING WEIGHT: 1440 G



### WHETSTONE HOLDER NON-SLIP

3069721101 / 4002293116303

WEIGHT: 160 G /  $\boxtimes$  33.0 CM  $\times$   $\boxplus$  11.2 CM  $\times$   $\boxtimes$  2.0 CM

PACKAGING DIMENSIONS:  $\boxtimes$  35.0  $\times$   $\boxplus$  15.5  $\times$   $\boxtimes$  2.5 CM

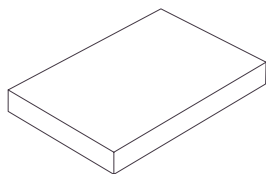
SHIPPING WEIGHT: 220 G



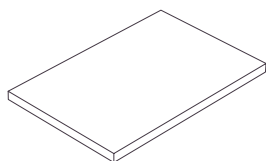


## Creativity needs space

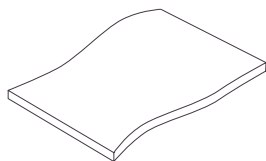
A platform to showcase your skills



**PLATEAU**  
solid cutting boards



**STAGE**  
rectangular, uniform size



**DUNE**  
natural shapes

This is where your ideas take shape. WÜSTHOF wooden cutting boards are naturally hygienic, long-lasting and gentle on blades – perfect for chopping drier, low-odour and non-staining foods. Protective thermoplastic polyurethane (TPU) mats are suitable for foods with stronger odours or for raw meat, poultry or fish. These are also hygienic and gentle on blades.

### CHOOSE FROM THREE DIFFERENT CHOPPING BOARDS

- Solid chopping boards that, thanks to their strength (at least 5 cm thick), are perfect for heavy chopping.
- Geometrically shaped chopping boards for daily use, up to 4 cm thick, available in wood and TPU.
- Naturally shaped wooden chopping boards for daily use, with a standard thickness of up to 4 cm.





**CUTTING BOARD**

4159800501 / 4002293118147

WEIGHT: 1300 G /  $\boxtimes$  35.0  $\times$   $\boxplus$  20.5  $\times$   $\boxtimes$  2.3 CM / MATERIAL: OLIVEWOOD

PACKAGING DIMENSIONS  $\boxtimes$  26.0  $\times$   $\boxplus$  44.0  $\times$   $\boxtimes$  5.0 CM / SHIPPING WEIGHT: 1560 G



**CUTTING BOARD**

4159800502 / 4002293118154

WEIGHT: 2300 G /  $\boxtimes$  45.0  $\times$   $\boxplus$  27.5  $\times$   $\boxtimes$  2.3 CM / MATERIAL: OLIVEWOOD

PACKAGING DIMENSIONS  $\boxtimes$  26.0  $\times$   $\boxplus$  44.0  $\times$   $\boxtimes$  5.0 CM / SHIPPING WEIGHT: 2480 G



**CUTTING BOARD**

4159800101 / 4002293116242

WEIGHT: 3520 G /  $\boxtimes$  30.0  $\times$   $\boxplus$  40.0  $\times$   $\boxtimes$  5.0 CM / MATERIAL: BEECH

PACKAGING DIMENSIONS  $\boxtimes$  31.5  $\times$   $\boxplus$  42.0  $\times$   $\boxtimes$  6.0 CM / SHIPPING WEIGHT: 4280 G



**CUTTING BOARD**

4159800102 / 4002293116211

WEIGHT: 6220 G /  $\boxtimes$  40.0  $\times$   $\boxplus$  50.0  $\times$   $\boxtimes$  5.0 CM / MATERIAL: BEECH

PACKAGING DIMENSIONS  $\boxtimes$  41.0  $\times$   $\boxplus$  50.2  $\times$   $\boxtimes$  6.0 CM / SHIPPING WEIGHT: 6615 G



**CUTTING BOARD**

4159800204 / 4002293116198

WEIGHT: 1870 G /  $\boxtimes$  25.0  $\times$   $\boxplus$  40.0  $\times$   $\boxtimes$  3.0 CM / MATERIAL: THERMO BEECH

PACKAGING DIMENSIONS  $\boxtimes$  25.8  $\times$   $\boxplus$  44.8  $\times$   $\boxtimes$  5.0 CM / SHIPPING WEIGHT: 2040 G



**CUTTING BOARD**

4159800205 / 4002293116181

WEIGHT: 3640 G /  $\boxtimes$  35.0  $\times$   $\boxplus$  50.0  $\times$   $\boxtimes$  3.0 CM / MATERIAL: THERMO BEECH

PACKAGING DIMENSIONS  $\boxtimes$  36.0  $\times$   $\boxplus$  52.8  $\times$   $\boxtimes$  5.0 CM / SHIPPING WEIGHT: 3720 G



**CUTTING BOARD**

4159800202 / 4002293116235

WEIGHT: 3255 G /  $\boxtimes$  25.0  $\times$   $\boxplus$  40.0  $\times$   $\boxtimes$  4.0 CM / MATERIAL: THERMO BEECH  
PACKAGING DIMENSIONS  $\boxtimes$  26.0  $\times$   $\boxplus$  44.0  $\times$   $\boxtimes$  5.0 CM / SHIPPING WEIGHT: 3305 G



**CUTTING BOARD**

4159800203 / 4002293116204

WEIGHT: 5400 G /  $\boxtimes$  35.0  $\times$   $\boxplus$  50.0  $\times$   $\boxtimes$  3.7 CM / MATERIAL: THERMO BEECH  
PACKAGING DIMENSIONS  $\boxtimes$  36.0  $\times$   $\boxplus$  53.0  $\times$   $\boxtimes$  5.0 CM / SHIPPING WEIGHT: 5480 G



**CUTTING BOARD**

4159800201 / 4002293116228

WEIGHT: 2890 G /  $\boxtimes$  25.0  $\times$   $\boxplus$  40.0  $\times$   $\boxtimes$  3.0 CM / MATERIAL: THERMO BEECH, STAINLESS STEEL  
PACKAGING DIMENSIONS  $\boxtimes$  26.0  $\times$   $\boxplus$  44.0  $\times$   $\boxtimes$  5.0 CM / SHIPPING WEIGHT: 2940 G



**CUTTING BOARD FLEXIBLE**

4159810202 / 4002293113982

WEIGHT: 478 G /  $\Rightarrow$  25.0  $\times$   $\boxplus$  38.0  $\times$   $\boxtimes$  0.4 CM / MATERIAL: TPU SYNTHETIC HANDLE

PACKAGING DIMENSIONS  $\boxtimes$  26.0  $\times$   $\boxplus$  38.2  $\times$   $\boxtimes$  0.5 CM / SHIPPING WEIGHT: 480 G



**CUTTING BOARD FLEXIBLE**

4159810302 / 4002293112329

WEIGHT: 478 G /  $\Rightarrow$  25.0  $\times$   $\boxplus$  38.0  $\times$   $\boxtimes$  0.4 CM / MATERIAL: TPU SYNTHETIC HANDLE

PACKAGING DIMENSIONS  $\boxtimes$  26.0  $\times$   $\boxplus$  38.2  $\times$   $\boxtimes$  0.5 CM / SHIPPING WEIGHT: 480 G



**CUTTING BOARD FLEXIBLE**

4159810203 / 4002293112305

WEIGHT: 878 G /  $\Rightarrow$  33.2  $\times$   $\boxplus$  52.7  $\times$   $\boxtimes$  0.5 CM / MATERIAL: TPU SYNTHETIC HANDLE

PACKAGING DIMENSIONS  $\boxtimes$  34.0  $\times$   $\boxplus$  53.7  $\times$   $\boxtimes$  0.5 CM / SHIPPING WEIGHT: 880 G



**CUTTING BOARD FLEXIBLE**

4159810201 / 4002293112299

WEIGHT: 118 G /  $\boxtimes$  17.2  $\times$   $\boxplus$  26.2  $\times$   $\boxtimes$  0.2 CM / MATERIAL: TPU SYNTHETIC HANDLE

PACKAGING DIMENSIONS  $\boxtimes$  17.5  $\times$   $\boxplus$  26.2  $\times$   $\boxtimes$  0.2 CM / SHIPPING WEIGHT: 120 G



**CUTTING BOARD FLEXIBLE**

4159810301 / 4002293112312

WEIGHT: 118 G /  $\boxtimes$  17.2  $\times$   $\boxplus$  26.2  $\times$   $\boxtimes$  0.2 CM / MATERIAL: TPU SYNTHETIC HANDLE

PACKAGING DIMENSIONS  $\boxtimes$  17.5  $\times$   $\boxplus$  26.2  $\times$   $\boxtimes$  0.2 CM / SHIPPING WEIGHT: 120 G



**NON-SLIP LEATHER MAT**

4069820001 / 4002293118178

WEIGHT: 560 G /  $\boxtimes$  58.0  $\times$   $\boxplus$  42.0  $\times$   $\boxtimes$  0.5 CM / MATERIAL: LEATHER

PACKAGING DIMENSIONS  $\boxtimes$  63.5  $\times$   $\boxplus$  43.5  $\times$   $\boxtimes$  2.5 CM / SHIPPING WEIGHT: 800 G



**KITCHEN SHEARS**

1059594904 / 4002293103709

WEIGHT: 170 G / ITEM LENGTH: 17.9 CM / WORKING LENGTH: 6 CM  
PACKAGING DIMENSIONS:  $\boxtimes$  29.7  $\times$   $\boxplus$  10.0  $\times$   $\boxtimes$  2.5 CM / SHIPPING WEIGHT: 229 G



**KITCHEN SHEARS**

1059594901 / 4002293103662

WEIGHT: 150 G / ITEM LENGTH: 20.0 CM / WORKING LENGTH: 7 CM  
PACKAGING DIMENSIONS:  $\boxtimes$  29.7  $\times$   $\boxplus$  10.0  $\times$   $\boxtimes$  2.0 CM / SHIPPING WEIGHT: 150 G



**KITCHEN SHEARS**

1059594902 / 4002293103686

WEIGHT: 150 G / ITEM LENGTH: 20.0 CM / WORKING LENGTH: 7 CM  
PACKAGING DIMENSIONS:  $\boxtimes$  25.0  $\times$   $\boxplus$  10.0  $\times$   $\boxtimes$  2.5 CM / SHIPPING WEIGHT: 150 G



**KITCHEN SHEARS**

1059594903 / 4002293103693

WEIGHT: 150 G / ITEM LENGTH: 20.0 CM / WORKING LENGTH: 7 CM  
PACKAGING DIMENSIONS:  $\boxtimes$  25.0  $\times$   $\boxplus$  10.0  $\times$   $\boxtimes$  2.5 CM / SHIPPING WEIGHT: 150 G



**FISH SHEARS**

1189595101 / 4002293116525

WEIGHT: 240 G / ITEM LENGTH: 22.3 CM / WORKING LENGTH: 8 CM  
PACKAGING DIMENSIONS:  $\boxtimes$  21.8  $\times$   $\boxplus$  10.0  $\times$   $\boxtimes$  1.5 CM / SHIPPING WEIGHT: 260 G





**KITCHEN SHEARS TAKE-APART**

1049594907 / 4002293110295

WEIGHT: 116 G / ITEM LENGTH: 20.5 CM / WORKING LENGTH: 7 CM

PACKAGING DIMENSIONS: 29.7 × 10.0 × 2.5 CM / SHIPPING WEIGHT: 160 G



**KITCHEN SHEARS TAKE-APART**

1040294901 / 4002293115160

WEIGHT: 116 G / ITEM LENGTH: 20.5 CM / WORKING LENGTH: 7 CM

PACKAGING DIMENSIONS: 29.7 × 10.0 × 2.5 CM / SHIPPING WEIGHT: 160 G



**KITCHEN SHEARS**

1049594906 / 4002293112008

WEIGHT: 140 G / ITEM LENGTH: 20.9 CM / WORKING LENGTH: 7 CM

PACKAGING DIMENSIONS: 29.7 × 10.0 × 2.7 CM / SHIPPING WEIGHT: 173 G



**KITCHEN SHEARS**

1059594905 / 4002293103716

WEIGHT: 230 G / ITEM LENGTH: 20.9 CM / WORKING LENGTH: 8 CM

PACKAGING DIMENSIONS: 29.7 × 10.0 × 2.5 CM / SHIPPING WEIGHT: 270 G



**KITCHEN SHEARS**

1059595201 / 4002293103723

WEIGHT: 290 G / ITEM LENGTH: 21.3 CM / WORKING LENGTH: 8 CM

PACKAGING DIMENSIONS: 27.5 × 10.7 × 2.7 CM / SHIPPING WEIGHT: 330 G



**FISH SHEARS**

1199595101 / 4002293116853

WEIGHT: 260 G / ITEM LENGTH: 22.3 CM / WORKING LENGTH: 6 CM  
PACKAGING DIMENSIONS:  $\boxtimes$  36.5  $\times$   $\boxplus$  7.9  $\times$   $\boxminus$  2.0 CM / SHIPPING WEIGHT: 320 G



**POULTRY SHEARS**

1049595006 / 4002293116648

WEIGHT: 300 G / ITEM LENGTH: 24.7 CM / WORKING LENGTH: 7 CM  
PACKAGING DIMENSIONS:  $\boxtimes$  32.7  $\times$   $\boxplus$  7.7  $\times$   $\boxminus$  2.5 CM / SHIPPING WEIGHT: 364 G



**POULTRY SHEARS DISPLAY 6X POULTRY SHEARS**

1119595005 / 4002293116761

WEIGHT: 960 G / ITEM LENGTH: 25.0 CM / WORKING LENGTH: 10 CM  
PACKAGING DIMENSIONS:  $\boxtimes$  29.1  $\times$   $\boxplus$  17.6  $\times$   $\boxminus$  8.6 CM / SHIPPING WEIGHT: 1400 G



**POULTRY SHEARS**

1049595003 / 4002293116273

WEIGHT: 197 G / ITEM LENGTH: 25.6 CM / WORKING LENGTH: 6 CM  
PACKAGING DIMENSIONS:  $\boxtimes$  32.7  $\times$   $\boxplus$  7.7  $\times$   $\boxminus$  2.5 CM / SHIPPING WEIGHT: 246 G



**POULTRY SHEARS**

1049595002 / 4002293116266

WEIGHT: 341 G / ITEM LENGTH: 25.6 CM / WORKING LENGTH: 7 CM  
PACKAGING DIMENSIONS:  $\boxtimes$  32.7  $\times$   $\boxplus$  7.7  $\times$   $\boxminus$  2.5 CM / SHIPPING WEIGHT: 380 G



**POULTRY SHEARS**

1049595001 / 4002293116259

WEIGHT: 328 G / ITEM LENGTH: 26.7 CM / WORKING LENGTH: 7 CM  
PACKAGING DIMENSIONS:  $\boxtimes$  32.7  $\times$   $\boxplus$  7.7  $\times$   $\boxminus$  2.5 CM / SHIPPING WEIGHT: 395 G



**OYSTER OPENER**

9069900501 / 4002293110790

WEIGHT: 70 G / ITEM LENGTH: 16.1 CM / WORKING LENGTH: 6 CM

PACKAGING DIMENSIONS:  $\boxtimes$  16.5  $\times$   $\boxplus$  2.5  $\times$   $\boxtimes$  2.5 CM / SHIPPING WEIGHT: 82 G



**OYSTER OPENER**

9069900502 / 4002293117379

WEIGHT: 119 G / ITEM LENGTH: 16.2 CM / WORKING LENGTH: 6 CM

PACKAGING DIMENSIONS:  $\boxtimes$  17.6  $\times$   $\boxplus$  6.0  $\times$   $\boxtimes$  4.7 CM / SHIPPING WEIGHT: 131 G



**OYSTER OPENER**

9069900503 / 4002293117362

WEIGHT: 132 G / ITEM LENGTH: 16.5 CM / WORKING LENGTH: 6 CM

PACKAGING DIMENSIONS:  $\boxtimes$  17.0  $\times$   $\boxplus$  6.0  $\times$   $\boxtimes$  4.7 CM / SHIPPING WEIGHT: 144 G



**SPATULA**

9195091815 / 4002293106229

WEIGHT: 76 G / ITEM LENGTH: 27.5 CM / WORKING LENGTH: 15 CM

PACKAGING DIMENSIONS:  $\square$  39.6  $\times$   $\square$  5.2  $\times$   $\square$  1.8 CM / SHIPPING WEIGHT: 95 G



**SPATULA**

9195091820 / 4002293106243

WEIGHT: 92 G / ITEM LENGTH: 32.5 CM / WORKING LENGTH: 20 CM

PACKAGING DIMENSIONS:  $\square$  47.0  $\times$   $\square$  8.0  $\times$   $\square$  1.8 CM / SHIPPING WEIGHT: 115 G



**SPATULA**

9195092212 / 4002293106359

WEIGHT: 75 G / ITEM LENGTH: 27.9 CM / WORKING LENGTH: 12 CM

PACKAGING DIMENSIONS:  $\square$  38.2  $\times$   $\square$  7.2  $\times$   $\square$  3.0 CM / SHIPPING WEIGHT: 100 G



**SPATULA**

9195091912 / 4002293106373

WEIGHT: 85 G / ITEM LENGTH: 28.0 CM / WORKING LENGTH: 12 CM

PACKAGING DIMENSIONS:  $\square$  38.2  $\times$   $\square$  7.2  $\times$   $\square$  3.0 CM / SHIPPING WEIGHT: 100 G



**SPATULA**

9195092012 / 4002293106601

WEIGHT: 117 G / ITEM LENGTH: 28.5 CM / WORKING LENGTH: 12 CM

PACKAGING DIMENSIONS:  $\square$  36.2  $\times$   $\square$  10.1  $\times$   $\square$  2.5 CM / SHIPPING WEIGHT: 160 G



**SPATULA**

9195092117 / 4002293106335

WEIGHT: 73 G / ITEM LENGTH: 29.1 CM / WORKING LENGTH: 17 CM

PACKAGING DIMENSIONS: 36.5 × 7.9 × 1.8 CM / SHIPPING WEIGHT: 110 G



**SPATULA**

9195092020 / 4002293106397

WEIGHT: 166 G / ITEM LENGTH: 36.5 CM / WORKING LENGTH: 20 CM

PACKAGING DIMENSIONS: 57.0 × 10.8 × 2.5 CM / SHIPPING WEIGHT: 200 G



**SPATULA**

9195091925 / 4002293106588

WEIGHT: 114 G / ITEM LENGTH: 41.4 CM / WORKING LENGTH: 25 CM

PACKAGING DIMENSIONS: 58.0 × 8.0 × 1.8 CM / SHIPPING WEIGHT: 150 G



**SPATULA**

9195091825 / 4002293106281

WEIGHT: 111 G / ITEM LENGTH: 42.5 CM / WORKING LENGTH: 25 CM

PACKAGING DIMENSIONS: 47.0 × 8.0 × 1.8 CM / SHIPPING WEIGHT: 130 G




**SPATULA**

9195091830 / 4002293106304

WEIGHT: 111 G / ITEM LENGTH: 42.5 CM / WORKING LENGTH: 30 CM

PACKAGING DIMENSIONS: 58.0 × 8.0 × 1.8 CM / SHIPPING WEIGHT: 145 G



**FISHBONE TWEEZERS**

9069901002 / 4002293110806

WEIGHT: 42 G / ITEM LENGTH: 13.4 CM

PACKAGING DIMENSIONS: 14.7 × 3.0 × 2.0 CM / SHIPPING WEIGHT: 54 G



**PRECISION TWEEZERS**

9199900901 / 4002293110837

WEIGHT: 40 G / ITEM LENGTH: 24.5 CM

PACKAGING DIMENSIONS: 26.5 × 5.5 × 1.5 CM / SHIPPING WEIGHT: 50 G



**PLATING TONGS**

9199900801 / 4002293110820

WEIGHT: 110 G / ITEM LENGTH: 30.8 CM

PACKAGING DIMENSIONS: 35.0 × 4.0 × 0.2 CM / SHIPPING WEIGHT: 117 G



**FISHBONE PLIERS**

9049900701 / 4002293116662

WEIGHT: 119 G / ITEM LENGTH: 18.5 CM

PACKAGING DIMENSIONS: 32.8 × 7.8 × 2.5 CM / SHIPPING WEIGHT: 155 G



**TRUSSING NEEDLE**

9199901101 / 4002293116723

WEIGHT: 9 G / ITEM LENGTH: 18.0 CM

PACKAGING DIMENSIONS: 26.0 × 5.5 × 0.3 CM / SHIPPING WEIGHT: 19 G



**CUT RESISTANCE GLOVE SIZE 7**

9149910101 / 4002293100029

WEIGHT: 34 G / ITEM LENGTH: 23.2 CM

PACKAGING DIMENSIONS: 27.9 x 12.5 x 1.3 CM / SHIPPING WEIGHT: 39 G



**CUT RESISTANCE GLOVE SIZE 9**

9149910102 / 4002293100012

WEIGHT: 34 G / ITEM LENGTH: 25.5 CM

PACKAGING DIMENSIONS: 29.6 x 13.5 x 1.3 CM / SHIPPING WEIGHT: 39 G



**STAINLESS STEEL SOAP 10 PCS IN CDU**

4119850201 / 4002293117423

WEIGHT: 86 G / 5.0 x 9.0 CM

PACKAGING DIMENSIONS: 27.4 x 10.3 x 6.5 CM / SHIPPING WEIGHT: 1075 G



**MINCING BOARD MAINTAINS KNIFE PERFORMANCE**

4189800401 / 4002293116792

WEIGHT: 671 G / 19.2 x 19.2 CM

PACKAGING DIMENSIONS: 20.0 x 19.0 x 3.5 CM / SHIPPING WEIGHT: 680 G




WEIGHT: 900 G / 20.1 x 2.2 x 23.9 CM

SHIPPING WEIGHT: 900 G



WEIGHT: 900 G / 20.1 x 2.2 x 23.9 CM

SHIPPING WEIGHT: 900 G







**HARALD WÜSTHOF**

“Perfect knife skills are your secret ingredient in every dish.”





WÜSTHOF GmbH  
Kronprinzenstraße 49  
42655 Solingen / Germany

**WUSTHOF.COM**